

DCK polyclonal antibody

Catalog: BS6581

Host: Rabbit

Reactivity: Human, Mouse, Rat

BackGround:

The dCK/dGK family of proteins includes 4 different deoxyribonucleoside kinases including the cytoplasmic (TK1) and mitochondrial (TK2) thymidine kinases, and the deoxycytidine (dCK) and deoxyguanosine (dGK) kinases. Deoxyribonucleoside kinases catalyze the 5'-phosphorylation of 2'-deoxyribonucleosides with nucleoside triphosphates (NTPs) as phosphate donors. The dCK enzyme is associated with drug resistance and sensitivity, as both dCK and TK2 phosphorylate several antiviral and chemotherapeutic nucleoside analogs.

Product:

Rabbit IgG, 1mg/ml in PBS with 0.02% sodium azide, 50% glycerol, pH7.2

Molecular Weight:

~ 31 kDa

Swiss-Prot:

P27707

Purification&Purity:

The antibody was affinity-purified from rabbit antiserum by affinity-chromatography using epitope-specific immunogen and the purity is > 95% (by SDS-PAGE).

Applications:

WB: 1:500~1:2000

IHC/IF: 1:50~1:200

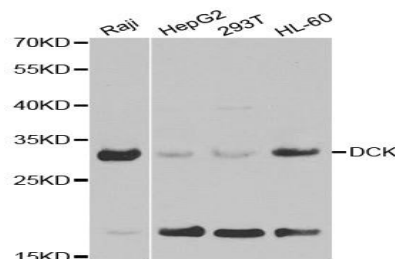
Storage&Stability:

Store at 4 °C short term. Aliquot and store at -20 °C long term. Avoid freeze-thaw cycles.

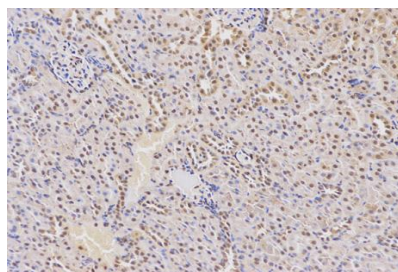
Specificity:

DCK polyclonal antibody detects endogenous levels of DCK protein.

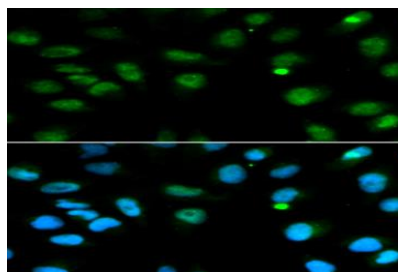
DATA:



Western blot analysis of DCK polyclonal antibody



Immunohistochemistry (IHC) analysis of DCK polyclonal antibody in paraffin-embedded Rat Kidney tissue.



Immunofluorescence analysis of MCF7 cells, using DCK polyclonal antibody

Note:

For research use only, not for use in diagnostic procedure.

Bioworld Technology, Inc.

Add: 1660 South Highway 100, Suite 500 St. Louis Park, MN 55416, USA.

Email: info@bioworld.com

Tel: 6123263284

Fax: 6122933841

Bioworld technology, co. Ltd.

Add: No 9, weidi road Qixia District Nanjing, 210046, P. R. China.

Email: info@biogot.com

Tel: 0086-025-68037686

Fax: 0086-025-68035151