

BRD9 polyclonal antibody

Catalog: BS70771

Host: Rabbit

Reactivity: Human, Mouse

BackGround:

BRD9 (Bromodomain-containing protein 9), also known as PRO9856 or LAVS3040, is a 501 amino acid protein that contains one bromodomain and may be involved in various protein interactions throughout the cell. The gene encoding BRD9 maps to chromosome 5 and is expressed as four isoforms due to alternative splicing events. With 181 million base pairs encoding around 1,000 genes, chromosome 5 comprises about 6% of human genomic DNA. Deletion of the p arm of chromosome 5 leads to Cri du chat syndrome, while deletion of the q arm on chromosome 5 is common in therapy-related acute myelogenous leukemias and myelodysplastic syndrome.

Product:

Rabbit IgG, 1mg/ml in PBS with 0.02% sodium azide, 50% glycerol, pH7.2

Molecular Weight:

~ 67 kDa

Swiss-Prot:

Q9H8M2

Purification&Purity:

The antibody was affinity-purified from rabbit antiserum by affinity-chromatography using epitope-specific immunogen and the purity is > 95% (by SDS-PAGE).

Applications:

WB 1:500 - 1:2000

IHC 1:50 - 1:200

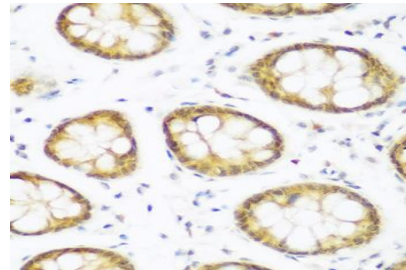
Storage&Stability:

Store at 4 °C short term. Aliquot and store at -20 °C long term. Avoid freeze-thaw cycles.

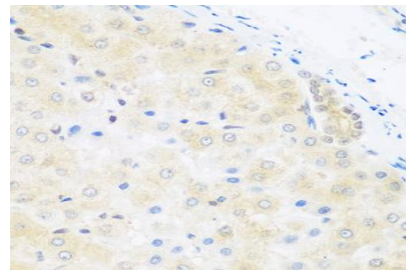
Specificity:

BRD9 polyclonal antibody detects endogenous levels of BRD9 protein.

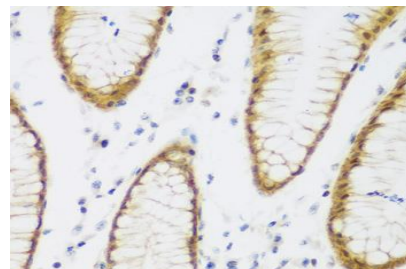
DATA:



Immunohistochemistry of paraffin-embedded human liver using BRD9 antibody at dilution of 1:200 (40x lens).



Immunohistochemistry of paraffin-embedded human colon using BRD9 antibody at dilution of 1:200 (40x lens).



Immunohistochemistry of paraffin-embedded human gastric using BRD9 antibody at dilution of 1:200 (40x lens).

Note:

For research use only, not for use in diagnostic procedure.

Bioworld Technology, Inc.

Add: 1660 South Highway 100, Suite 500 St. Louis Park, MN 55416, USA.

Email: info@bioworld.com

Tel: 6123263284

Fax: 6122933841

Bioworld technology, co. Ltd.

Add: No 9, weidi road Qixia District Nanjing, 210046, P. R. China.

Email: info@biogot.com

Tel: 0086-025-68037686

Fax: 0086-025-68035151