

DAAM2 polyclonal antibody

Catalog: BS8923

Host: Rabbit

Reactivity: Human, Mouse, Rat

BackGround:

DAAM2 (disheveled associated activator of morphogenesis 2), also known as KIAA0381, is a widely expressed 1,068 amino acid protein that contains one DAD domain, one FH1 domain, one FH2 domain and one GBD domain, through which it may play a role in Wnt/Frizzled-associated signaling events. The gene encoding DAAM2 maps to human chromosome 6, which contains 170 million base pairs and comprises nearly 6% of the human genome. Deletion of a portion of the q arm of chromosome 6 is associated with early onset intestinal cancer, suggesting the presence of a cancer susceptibility locus.

Product:

Rabbit IgG, 1mg/ml in PBS with 0.02% sodium azide, 50% glycerol, pH7.2

Molecular Weight:

~ 123kDa

Swiss-Prot:

Q86T65

Purification&Purity:

The antibody was affinity-purified from rabbit antiserum by affinity-chromatography using epitope-specific immunogen and the purity is > 95% (by SDS-PAGE).

Applications:

WB 1:500 - 1:2000
IHC 1:50 - 1:200
IF 1:50 - 1:200

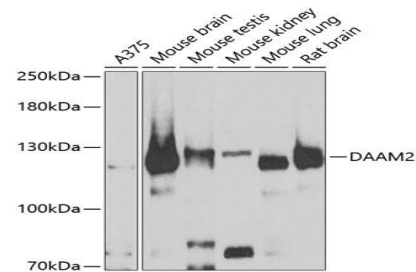
Storage&Stability:

Store at 4 °C short term. Aliquot and store at -20 °C long term. Avoid freeze-thaw cycles.

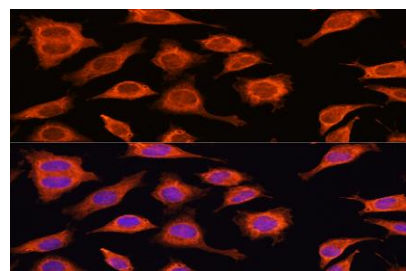
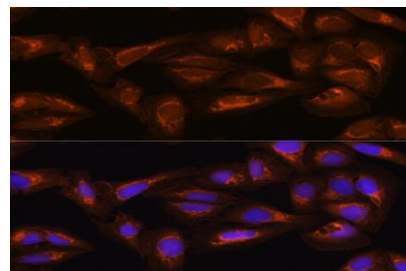
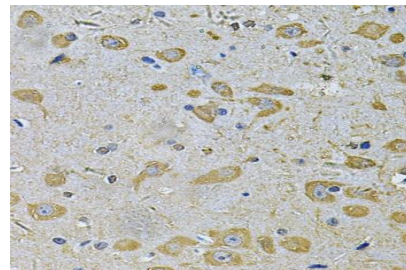
Specificity:

DAAM2 polyclonal antibody detects endogenous levels of DAAM2 protein.

DATA:



Western blot analysis of extracts of various cell lines, using DAAM2 antibody.



Note:

For research use only, not for use in diagnostic procedure.

Bioworld Technology, Inc.

Add: 1660 South Highway 100, Suite 500 St. Louis Park, MN 55416, USA.

Email: info@bioworld.com

Tel: 6123263284

Fax: 6122933841

Bioworld technology, co. Ltd.

Add: No 9, weidi road Qixia District Nanjing, 210046, P. R. China.

Email: info@biogot.com

Tel: 0086-025-68037686

Fax: 0086-025-68035151