

## Anti-NME4 mouse monoclonal antibody

Catalog: MB4018

Host: Mouse

Reactivity: Human

### BackGround:

The nucleoside diphosphate (NDP) kinases (EC 2.7.4.6) are ubiquitous enzymes that catalyze transfer of gamma-phosphates, via a phosphohistidine intermediate, between nucleoside and dioxynucleoside tri- and diphosphates. The enzymes are products of the nm23 gene family, which includes NME4.

### Product:

1mg/ml in PBS with 0.02% sodium azide, 50% glycerol, pH7.2

### Molecular Weight:

~ 20 kDa

### Swiss-Prot:

O00746

### Purification&Purity:

The antibody was affinity-purified from mouse ascites fluids or tissue culture supernatant by affinity-chromatography using epitope-specific immunogen and the purity is > 95% (by SDS-PAGE).

### Applications:

WB 1:2000, IHC 1:50, IF 1:100, Flow 1:100


### Storage&Stability:

Store at 4 °C short term. Aliquot and store at -20 °C long term. Avoid freeze-thaw cycles.

### Isotype:

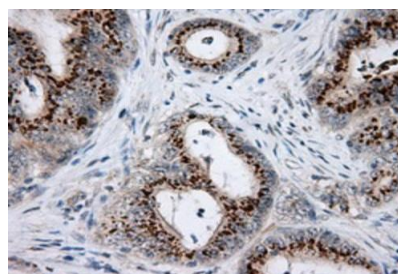
IgG2b

### DATA:



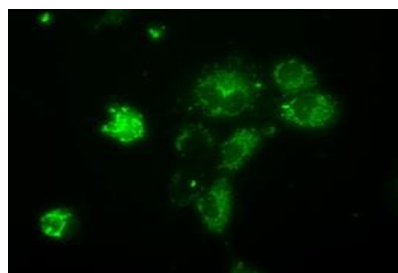
Western blot (WB) analysis of Anti-NME4 mouse monoclonal antibody at 1:500 dilution.

Lane1:A549 whole cell lysate(30ug)



Immunohistochemical staining of paraffin-embedded Adenocarcinoma of colon tissue using anti-NME4 mouse monoclonal antibody.

(Heat-induced epitope retrieval by 10mM citric buffer, pH6.0, 100 °C for 10min, Dilution 1:50)



Anti-NME4 mouse monoclonal antibody immunofluorescent staining of COS7 cells transiently transfected by pCMV6-ENTRY NME4 (RC202603).

### Note:

For research use only, not for use in diagnostic procedure.

### Bioworld Technology, Inc.

Add: 1660 South Highway 100, Suite 500 St. Louis Park, MN 55416, USA.

Email: [info@bioworld.com](mailto:info@bioworld.com)

Tel: 6123263284

Fax: 6122933841

### Bioworld technology, co. Ltd.

Add: No 9, weidi road Qixia District Nanjing, 210046, P. R. China.

Email: [info@biogot.com](mailto:info@biogot.com)

Tel: 0086-025-68037686

Fax: 0086-025-68035151