

## SOX2 Rabbit monoclonal antibody

Catalog: BS40094

Host: Rabbit

Reactivity: Human Mouse

### BackGround:

Transcription factor that forms a trimeric complex with OCT4 on DNA and controls the expression of a number of genes involved in embryonic development such as YES1, FGF4, UTF1 and ZFP206 (By similarity). Critical for early embryogenesis and for embryonic stem cell pluripotency. May function as a switch in neuronal development. Downstream SRRT target that mediates the promotion of neural stem cell self-renewal (By similarity). Keeps neural cells undifferentiated by counteracting the activity of proneural proteins and suppresses neuronal differentiation (By similarity).

### Product:

Rabbit IgG, 1mg/ml in PBS with 0.02% sodium azide, 50% glycerol, pH7.2.

### Molecular Weight:

34kDa

### Swiss-Prot:

P48431

### Purification&Purity:

Affinity-chromatography

### Applications:

WB 1:1000~1:2000 IHC 1:50~1:200 ICC/IF 1:50~1:200

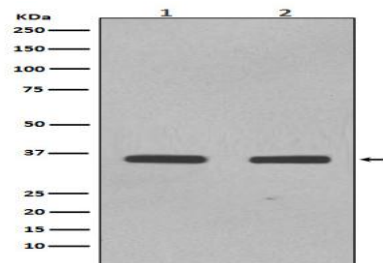
### Storage&Stability:

Store at 4 °C short term. Aliquot and store at -20 °C long term. Avoid freeze-thaw cycles.

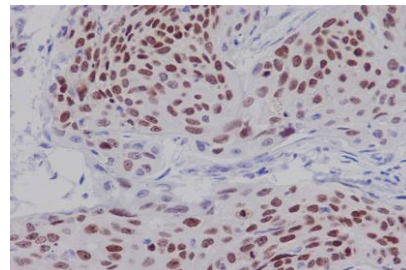
### Specificity:

SOX2 Antibody detects endogenous levels of total SOX2

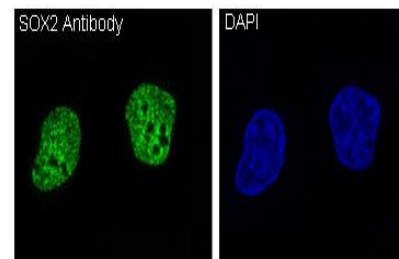
### DATA:



Western blot analysis of SOX2 expression in (1) NCCIT cell lysate; (2) F9 cell lysate.



Immunohistochemical analysis of paraffin-embedded human cervix carcinoma, using SOX2 Antibody.



Immunofluorescent analysis of NCCIT cells, using SOX2 Antibody .

### Note:

For research use only, not for use in diagnostic procedure.

### Bioworld Technology, Inc.

Add: 1660 South Highway 100, Suite 500 St. Louis Park, MN 55416, USA.

Email: [info@bioworld.com](mailto:info@bioworld.com)

Tel: 6123263284

Fax: 6122933841

### Bioworld technology, co. Ltd.

Add: No 9, weidi road Qixia District Nanjing, 210046, P. R. China.

Email: [info@biogot.com](mailto:info@biogot.com)

Tel: 0086-025-68037686

Fax: 0086-025-68035151