

Oct4 Rabbit monoclonal antibody

Catalog: BS40267

Host: Rabbit

Reactivity: Human Mouse

BackGround:

Oct-4 is a transcription factor highly expressed in undifferentiated embryonic stem cells and embryonic germ cells. Forms a trimeric complex with SOX2 on DNA and controls the expression of a number of genes involved in embryonic development such as YES1, FGF4, UTF1 and ZFP206. Critical for early embryogenesis and for embryonic stem cell pluripotency.

Product:

Rabbit IgG, 1mg/ml in PBS with 0.02% sodium azide, 50% glycerol, pH7.2.

Molecular Weight:

45kDa

Swiss-Prot:

Q01860

Purification&Purity:

Affinity-chromatography

Applications:

WB 1:500~1:1000 IHC 1:50~1:200 ICC/IF 1:50~1:200
IP 1:50 ChIP

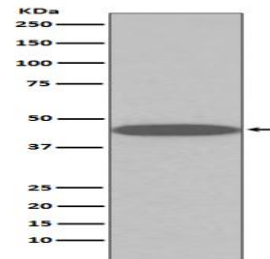
Storage&Stability:

Store at 4 °C short term. Aliquot and store at -20 °C long term. Avoid freeze-thaw cycles.

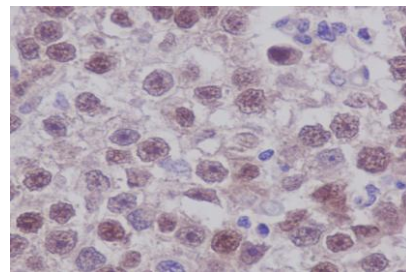
Specificity:

Oct4 Antibody detects endogenous levels of Oct4

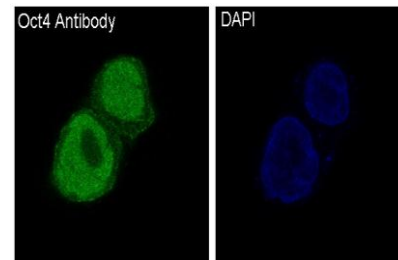
DATA:



Western blot analysis of Oct4 expression in NCCIT cell lysate.



Immunohistochemical analysis of paraffin-embedded human seminoma, using Oct4 Antibody.



Immunofluorescent analysis of NCCIT cells, using Oct4 Antibody.

Note:

For research use only, not for use in diagnostic procedure.

Bioworld Technology, Inc.

Add: 1660 South Highway 100, Suite 500 St. Louis Park, MN 55416, USA.

Email: info@bioworld.com

Tel: 6123263284

Fax: 6122933841

Bioworld technology, co. Ltd.

Add: No 9, weidi road Qixia District Nanjing, 210046, P. R. China.

Email: info@biogot.com

Tel: 0086-025-68037686

Fax: 0086-025-68035151