

## HNRNPA2B1 polyclonal antibody

Catalog: BS6196

Host: Rabbit

Reactivity: Human, Mouse, Rat

### Background:

The A/B subfamily of hnRNPs include A1, A2/B1, A3 and A0, and in *Xenopus*, hnRNP A1, A2 and A3 are ubiquitously expressed throughout development as well as in adult tissues. hnRNP A1 and A2/B1 regulate the processing of pre-mRNA by directly antagonizing the association of various splicing factors and by influencing the splice site selection on pre-mRNA. The hnRNP A0 gene is distinct from the other A/B family members, and it encodes a low-abundance protein, which is implicated in mRNA stability.

### Product:

Rabbit IgG, 1mg/ml in PBS with 0.02% sodium azide, 50% glycerol, pH7.2

### Molecular Weight:

~ 36 kDa

### Swiss-Prot:

P22626

### Purification&Purity:

The antibody was affinity-purified from rabbit antiserum by affinity-chromatography using epitope-specific immunogen and the purity is > 95% (by SDS-PAGE).

### Applications:

WB: 1:500~1:2000

IHC/IF: 1:50~1:200

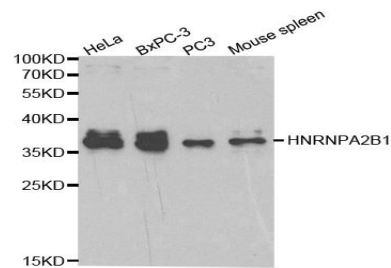
### Storage&Stability:

Store at 4 °C short term. Aliquot and store at -20 °C long term. Avoid freeze-thaw cycles.

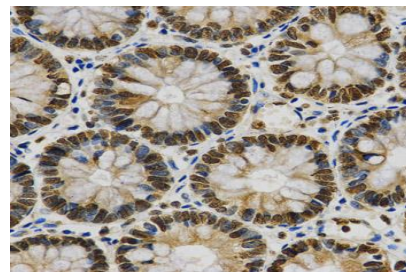
### Specificity:

HNRNPA2B1 polyclonal antibody detects endogenous levels of HNRNPA2B1 protein.

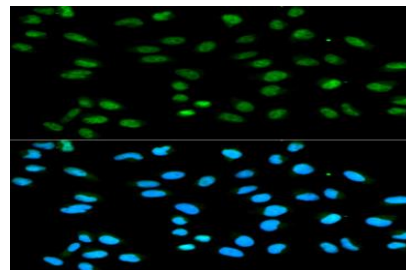
### DATA:



WesternBlot (WB) analysis HNRNPA2B1 polyclonal antibody



Immunohistochemistry (IHC) analysis of HNRNPA2B1 polyclonal antibody in paraffin-embedded Human Colon tissue.



Immunofluorescence analysis of HeLa cells, using HNRNPA2B1 polyclonal antibody

### Note:

For research use only, not for use in diagnostic procedure.

### Bioworld Technology, Inc.

Add: 1660 South Highway 100, Suite 500 St. Louis Park, MN 55416, USA.

Email: [info@bioworld.com](mailto:info@bioworld.com)

Tel: 6123263284

Fax: 6122933841

### Bioworld technology, co. Ltd.

Add: No 9, weidi road Qixia District Nanjing, 210046, P. R. China.

Email: [info@biogot.com](mailto:info@biogot.com)

Tel: 0086-025-68037686

Fax: 0086-025-68035151