

CD64 polyclonal antibody

Catalog: BS6238

Host: Rabbit

Reactivity: Human, Mouse, Rat

BackGround:

This gene encodes a protein that plays an important role in the immune response. This protein is a high-affinity Fc-gamma receptor. The gene is one of three related gene family members located on chromosome 1.

Product:

1mg/ml in PBS with 0.02% sodium azide, 50% glycerol, pH7.2

Molecular Weight:

65-70KDa

Swiss-Prot:

P12314

Purification&Purity:

The antibody was affinity-purified from rabbit antiserum by affinity-chromatography using epitope-specific immunogen and the purity is > 95% (by SDS-PAGE).

Applications:

WB,1:500 - 1:2000|IHC,1:50 - 1:100|IF/ICC,1:50 - 1:200

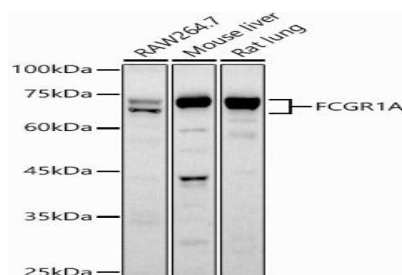
Storage&Stability:

Store at 4 °C short term. Aliquot and store at -20 °C long term. Avoid freeze-thaw cycles.

Category:

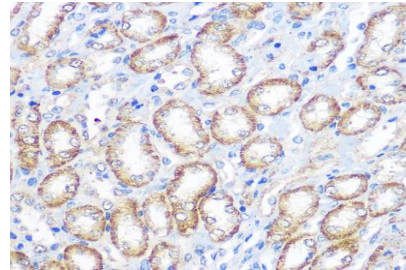
Polyclonal Antibodies

DATA:

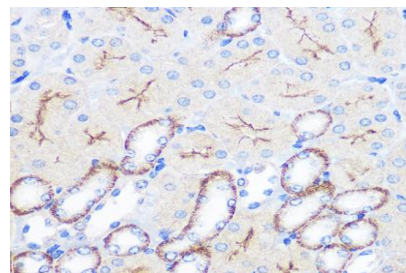


Western blot analysis of extracts of various cell lines, using CD64 antibody at 1:1000 dilution. Secondary antibody: HRP Goat Anti-Rabbit IgG at 1:10000 dilution. Lysates/proteins: 25ug per lane. Blocking buffer: 3% nonfat dry milk in TBST. Detection:

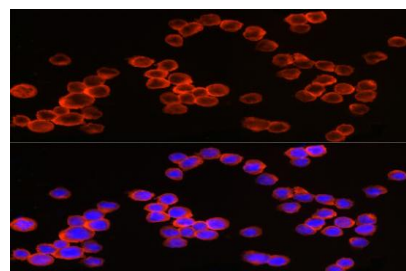
ECL Basic Kit . Exposure time: 90s.



Immunohistochemistry of paraffin-embedded rat kidney using CD64 Rabbit pAb at dilution of 1:100. Perform microwave antigen retrieval with 10 mM PBS buffer pH 7.2 before commencing with IHC staining protocol.



Immunohistochemistry of paraffin-embedded mouse kidney using CD64 Rabbit pAb at dilution of 1:100. Perform microwave antigen retrieval with 10 mM PBS buffer pH 7.2 before commencing with IHC staining protocol.



Immunofluorescence analysis of THP-1 cells using CD64 Rabbit pAb at dilution of 1:50. Blue: DAPI for nuclear staining.

Note:

For research use only, not for use in diagnostic procedure.

Bioworld Technology, Inc.

Add: 1660 South Highway 100, Suite 500 St. Louis Park, MN 55416, USA.

Email: info@bioworld.com

Tel: 6123263284

Fax: 6122933841

Bioworld technology, co. Ltd.

Add: No 9, weidi road Qixia District Nanjing, 210046, P. R. China.

Email: info@biogot.com

Tel: 0086-025-68037686

Fax: 0086-025-68035151