

DEFB121 polyclonal antibody

Catalog: BS6249

Host: Rabbit

Reactivity: Human, Mouse, Rat

BackGround:

This gene encodes a member of the beta subfamily of defensins. Beta-defensins are antimicrobial peptides that protect tissues and organs from infection by a variety of microorganisms. This gene is found in a cluster with other beta-defensin genes on the long arm of chromosome 20. Two transcript variants encoding different isoforms have been found for this gene.

Product:

1mg/ml in PBS with 0.02% sodium azide, 50% glycerol, pH7.2

Molecular Weight:**Swiss-Prot:**

Q5J5C9

Purification&Purity:

The antibody was affinity-purified from rabbit antiserum by affinity-chromatography using epitope-specific immunogen and the purity is > 95% (by SDS-PAGE).

Applications:

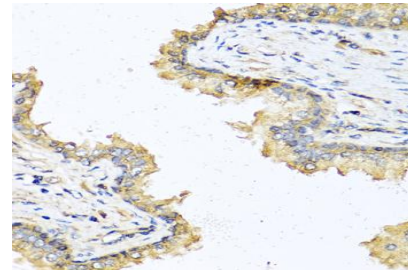
IHC, 1:50 - 1:100 | IF/ICC, 1:50 - 1:100

Storage&Stability:

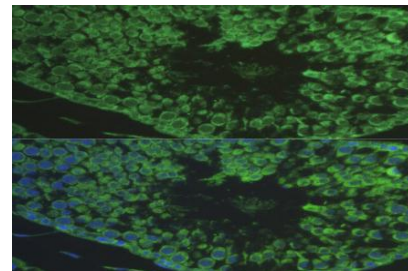
Store at 4 °C short term. Aliquot and store at -20 °C long term. Avoid freeze-thaw cycles.

Category:

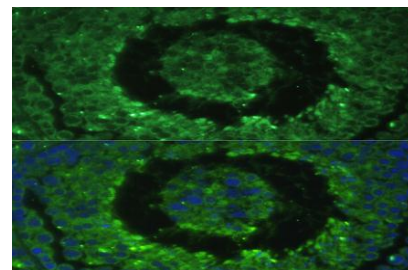
Polyclonal Antibodies

DATA:

Immunohistochemistry of paraffin-embedded human prostate using DEF B121 antibody at dilution of 1:100. Perform microwave antigen retrieval with 10 mM PBS buffer pH 7.2 before commencing with IHC staining protocol.



Immunofluorescence analysis of rat testis cells using DEF B121 antibody at dilution of 1:100. Blue: DAPI for nuclear staining.



Immunofluorescence analysis of mouse testis cells using DEF B121 antibody at dilution of 1:100. Blue: DAPI for nuclear staining.

Note:

For research use only, not for use in diagnostic procedure.

Bioworld Technology, Inc.

Add: 1660 South Highway 100, Suite 500 St. Louis Park, MN 55416, USA.

Email: info@bioworld.com

Tel: 6123263284

Fax: 6122933841

Bioworld technology, co. Ltd.

Add: No 9, weidi road Qixia District Nanjing, 210046, P. R. China.

Email: info@biogot.com

Tel: 0086-025-68037686

Fax: 0086-025-68035151