

IGFBP5 polyclonal antibody

Catalog: BS6295

Host: Rabbit

Reactivity: Human, Mouse, Rat

BackGround:

IGF-binding proteins prolong the half-life of the IGFs and have been shown to either inhibit or stimulate the growth promoting effects of the IGFs on cell culture. They alter the interaction of IGFs with their cell surface receptors.

Product:

1mg/ml in PBS with 0.02% sodium azide, 50% glycerol, pH7.2

Molecular Weight:

33KDa

Swiss-Prot:

P24593

Purification&Purity:

The antibody was affinity-purified from rabbit antiserum by affinity-chromatography using epitope-specific immunogen and the purity is > 95% (by SDS-PAGE).

Applications:

WB,1:500 - 1:2000|IHC,1:50 - 1:200|IF/ICC,1:50 - 1:200

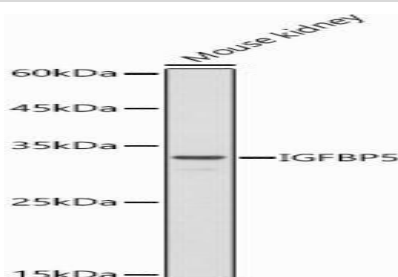
Storage&Stability:

Store at 4 °C short term. Aliquot and store at -20 °C long term. Avoid freeze-thaw cycles.

Category:

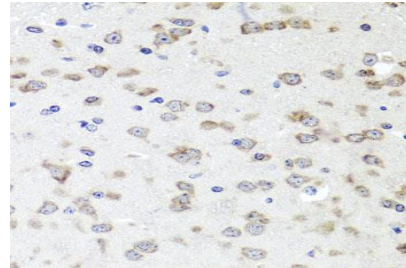
Polyclonal Antibodies

DATA:

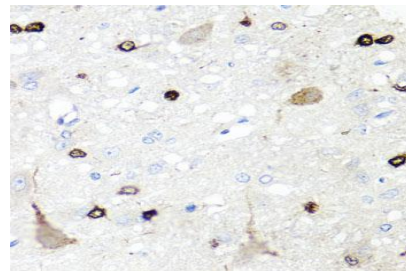


Western blot analysis of extracts of Mouse kidney, using IGFBP5 antibody at 1:500 dilution. Secondary antibody: HRP Goat Anti-Rabbit IgG at 1:10000 dilution. Lysates/proteins: 25ug per lane. Blocking buffer: 3% nonfat dry milk in TBST. Detection:

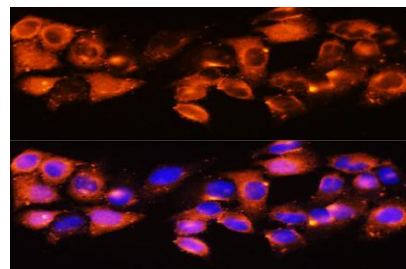
ECL Basic Kit . Exposure time: 30s.



Immunohistochemistry of paraffin-embedded mouse brain using IGFBP5 antibody at dilution of 1:100. Perform microwave antigen retrieval with 10 mM PBS buffer pH 7.2 before commencing with IHC staining protocol.



Immunohistochemistry of paraffin-embedded rat brain using IGFBP5 antibody at dilution of 1:100. Perform microwave antigen retrieval with 10 mM PBS buffer pH 7.2 before commencing with IHC staining protocol.



Immunofluorescence analysis of HeLa cells using IGFBP5 antibody at dilution of 1:100. Blue: DAPI for nuclear staining.

Note:

For research use only, not for use in diagnostic procedure.

Bioworld Technology, Inc.

Add: 1660 South Highway 100, Suite 500 St. Louis Park, MN 55416, USA.

Email: info@bioworld.com

Tel: 6123263284

Fax: 6122933841

Bioworld technology, co. Ltd.

Add: No 9, weidi road Qixia District Nanjing, 210046, P. R. China.

Email: info@biogot.com

Tel: 0086-025-68037686

Fax: 0086-025-68035151