

SEPT3 polyclonal antibody

Catalog: BS65242

Host: Rabbit

Reactivity: Human

BackGround:

septin 3(SEPT3) Homo sapiens This gene belongs to the septin family of GTPases. Members of this family are required for cytokinesis. Expression is upregulated by retinoic acid in a human teratocarcinoma cell line. The specific function of this gene has not been determined. Alternative splicing of this gene results in two transcript variants encoding different isoforms. [provided by RefSeq, Jul 2008].

Product:

Liquid in PBS containing 50% glycerol, 0.5% BSA and 0.02% sodium azide.

Molecular Weight:

~ 41 kDa

Swiss-Prot:

Q9UH03

Purification&Purity:

The antibody was affinity-purified from rabbit antiserum by affinity-chromatography using epitope-specific immunogen.

Applications:

Western Blot: 1/500 - 1/2000. ELISA: 1/20000. Not yet tested in other applications.

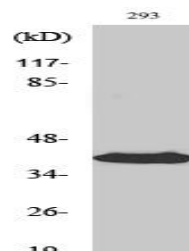
Storage&Stability:

Store at 4 °C short term. Aliquot and store at -20 °C long term. Avoid freeze-thaw cycles.

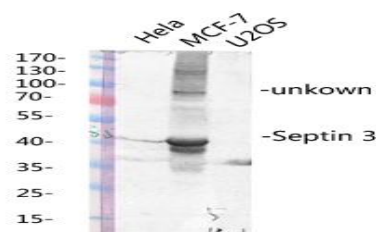
Specificity:

Septin 3 Polyclonal Antibody detects endogenous levels of Septin 3 protein.

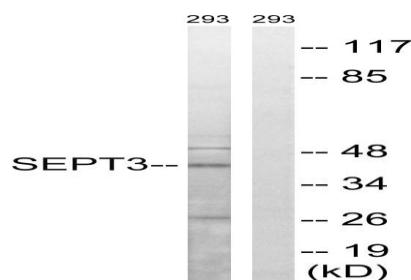
DATA:



Western Blot analysis of various cells using Septin 3 Polyclonal Antibody diluted at 1: 1000



Western blot analysis of various lysis using Septin 3 Polyclonal Antibody diluted at 1: 1000. Secondary antibody(catalog#: RS0002) was diluted at 1:20000



Western blot analysis of lysates from 293 cells, using SEPT3 Antibody. The lane on the right is blocked with the synthesized peptide.

Note:

For

Bioworld Technology, Inc.

Add: 1660 South Highway 100, Suite 500 St. Louis Park, MN 55416, USA.

Email: info@bioworld.com

Tel: 6123263284

Fax: 6122933841

Bioworld technology, co. Ltd.

Add: No 9, weidi road Qixia District Nanjing, 210046, P. R. China.

Email: info@biogot.com

Tel: 0086-025-68037686

Fax: 0086-025-68035151