

SLC30A8 polyclonal antibody

Catalog: BS65301

Host: Rabbit

Reactivity: Human

BackGround:

solute carrier family 30 member 8 (SLC30A8) Homo sapiens The protein encoded by this gene is a zinc efflux transporter involved in the accumulation of zinc in intracellular vesicles. This gene is expressed at a high level only in the pancreas, particularly in islets of Langerhans. The encoded protein colocalizes with insulin in the secretory pathway granules of the insulin-secreting INS-1 cells. Allelic variants of this gene exist that confer susceptibility to diabetes mellitus, noninsulin-dependent (NIDDM). Several transcript variants encoding different isoforms have been found for this gene.[provided by RefSeq, Mar 2010],

Product:

Liquid in PBS containing 50% glycerol, 0.5% BSA and 0.02% sodium azide.

Molecular Weight:

~ 41 kDa

Swiss-Prot:

Q8IWU4

Purification&Purity:

The antibody was affinity-purified from rabbit antiserum by affinity-chromatography using epitope-specific immunogen.

Applications:

Western Blot: 1/500 - 1/2000. ELISA: 1/10000. Not yet tested in other applications.


Storage&Stability:

Store at 4 °C short term. Aliquot and store at -20 °C long term. Avoid freeze-thaw cycles.

Specificity:

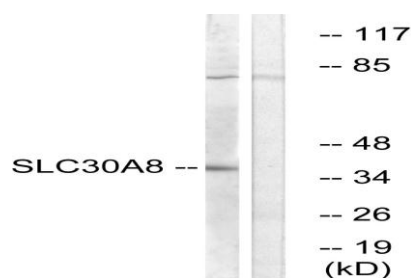
ZnT-8 Polyclonal Antibody detects endogenous levels of ZnT-8 protein.

DATA:

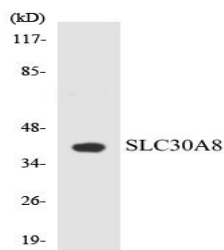


Western Blot analysis of K562 cells using ZnT-8 Polyclonal Antibody.

Secondary antibody(catalog#: RS0002) was diluted at 1:20000



Western blot analysis of lysates from K562 cells, using SLC30A8 Antibody. The lane on the right is blocked with the synthesized peptide.



Western blot analysis of the lysates from HeLa cells using SLC30A8 antibody.

Note:

For research use only, not for use in diagnostic procedure.

Bioworld Technology, Inc.

Add: 1660 South Highway 100, Suite 500 St. Louis Park, MN 55416, USA.

Email: info@bioworld.com

Tel: 6123263284

Fax: 6122933841

Bioworld technology, co. Ltd.

Add: No 9, weidi road Qixia District Nanjing, 210046, P. R. China.

Email: info@biogot.com

Tel: 0086-025-68037686

Fax: 0086-025-68035151