

LYAR polyclonal antibody

Catalog: BS65334

Host: Rabbit

Reactivity: Human

Background:

LYAR, also named as ZLYAR, is 379 amino acid protein, which contains 2 C2H2-type zinc fingers. LYAR is expressed at high levels in immature spermatocytes, early embryos and in fetal liver and thymus, with low expression in kidney and spleen. It is suggested that LYAR participates in regulating the stability of C23, a protein that is critical for maintaining the self-renewal and differentiation of embryonic stem cells.

Product:

Liquid in PBS containing 50% glycerol, 0.5% BSA and 0.02% sodium azide.

Molecular Weight:

~ 44 kDa

Swiss-Prot:

Q9NX58

Purification&Purity:

The antibody was affinity-purified from rabbit antiserum by affinity-chromatography using epitope-specific immunogen.

Applications:

Western Blot: 1/500 - 1/2000. Immunohistochemistry: 1/100 - 1/300. ELISA: 1/10000. Not yet tested in other applications.


Storage&Stability:

Store at 4 °C short term. Aliquot and store at -20 °C long term. Avoid freeze-thaw cycles.

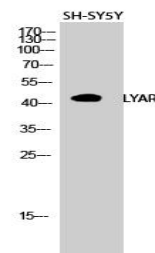
Specificity:

LYAR Polyclonal Antibody detects endogenous levels of LYAR protein.

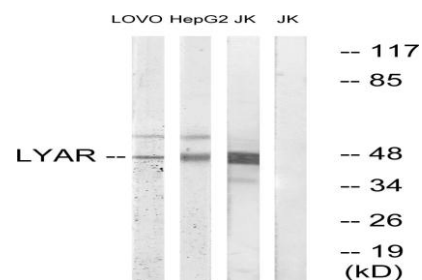
DATA:



Western Blot analysis of various cells using LYAR Polyclonal Antibody diluted at 1: 2000 cells nucleus extracted by Minute TM Cytoplasmic and Nuclear Fractionation kit (SC-003, Inventbiotech, MN, USA).



Western Blot analysis of SH-SY5Y cells using LYAR Polyclonal Antibody diluted at 1: 2000 cells nucleus extracted by Minute TM Cytoplasmic and Nuclear Fractionation kit (SC-003, Inventbiotech, MN, USA).



Western blot analysis of lysates from Jurkat, HepG2, and LOVO cells, using LYAR Antibody. The lane on the right is blocked with the synthesized peptide.

Bioworld Technology, Inc.

Add: 1660 South Highway 100, Suite 500 St. Louis Park, MN 55416, USA.

Email: info@bioworld.com

Tel: 6123263284

Fax: 6122933841

Bioworld technology, co. Ltd.

Add: No 9, weidi road Qixia District Nanjing, 210046, P. R. China.

Email: info@biogot.com

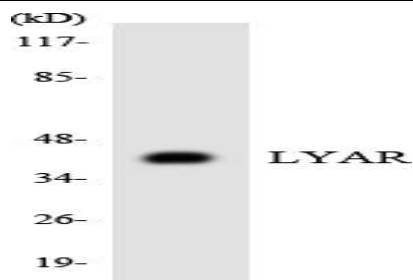
Tel: 0086-025-68037686

Fax: 0086-025-68035151



PRODUCT DATA SHEET

Bioworld Technology, Inc.



Note:

For research use only, not for use in diagnostic procedure.

Western blot analysis of the lysates from K562 cells using LYAR anti-body.

Bioworld Technology, Inc.

Add: 1660 South Highway 100, Suite 500 St. Louis Park,
MN 55416, USA.

Email: info@bioworld.com

Tel: 6123263284

Fax: 6122933841

Bioworld technology, co. Ltd.

Add: No 9, weidi road Qixia District Nanjing, 210046,
P. R. China.

Email: info@biogot.com

Tel: 0086-025-68037686

Fax: 0086-025-68035151