

## MST3/STK3 Polyclonal Antibody

Catalog: BS65981

Host: Rabbit

Reactivity: Hu-  
man, Mouse, Rat, Chicken, Dog, Cow, Horse, Rabbit,

### Background:

STK3 is a stress-activated, pro-apoptotic kinase which, following caspase-cleavage, enters the nucleus and induces chromatin condensation followed by internucleosomal DNA fragmentation.

### Product:

0.01M TBS (pH 7.4) with 1% BSA, 0.03% Proclin300 and 50% Glycerol.

### Molecular Weight:

52~56 kD

### Swiss-Prot:

Q9Y6E0

### Purification&Purity:

affinity purified by Protein A

### Applications:

WB=1:500-2000

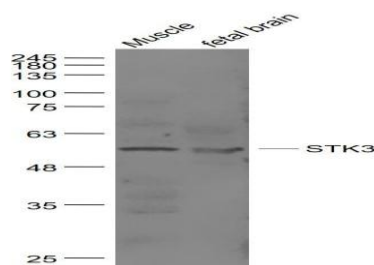
### Storage&Stability:

Store at 4 °C short term. Aliquot and store at -20 °C long term. Avoid freeze-thaw cycles.

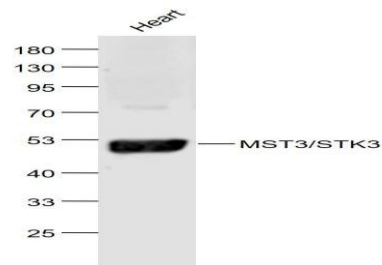
### Specificity:

MST3/STK3 Polyclonal Antibody detects endogenous levels of MST3/STK3 protein.

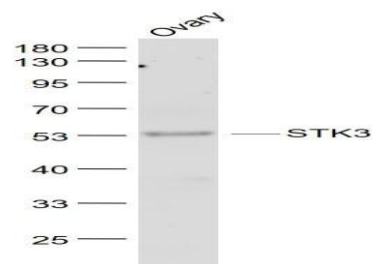
### DATA:



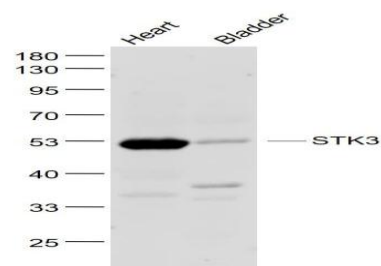
Primary: Anti- MST3/STK3 at 1/1000 dilution



Primary: Anti- MST3/STK3 at 1/20000 dilution



Primary: Anti- MST3/STK3 at 1/1000 dilution



Primary: Anti- MST3/STK3 at 1/1000 dilution

### Note:

For research use only, not for use in diagnostic procedure.

### Bioworld Technology, Inc.

Add: 1660 South Highway 100, Suite 500 St. Louis Park, MN 55416, USA.

Email: [info@bioworld.com](mailto:info@bioworld.com)

Tel: 6123263284

Fax: 6122933841

### Bioworld technology, co. Ltd.

Add: No 9, weidi road Qixia District Nanjing, 210046, P. R. China.

Email: [info@biogot.com](mailto:info@biogot.com)

Tel: 0086-025-68037686

Fax: 0086-025-68035151