

## CYB5A polyclonal antibody

Catalog: BS6995

Host: Rabbit

Reactivity: Human, Mouse, Rat

### BackGround:

The protein encoded by this gene is a membrane-bound cytochrome that reduces ferric hemoglobin (methemoglobin) to ferrous hemoglobin, which is required for stearyl-CoA-desaturase activity. Defects in this gene are a cause of type IV hereditary methemoglobinemia. Three transcript variants encoding different isoforms have been found for this gene.

### Product:

1mg/ml in PBS with 0.02% sodium azide, 50% glycerol, pH7.2

### Molecular Weight:

17kDa

### Swiss-Prot:

P00167

### Purification&Purity:

The antibody was affinity-purified from rabbit antiserum by affinity-chromatography using epitope-specific immunogen and the purity is > 95% (by SDS-PAGE).

### Applications:

WB,1:500 - 1:2000|IHC,1:50 - 1:200|IF/ICC,1:50 - 1:200

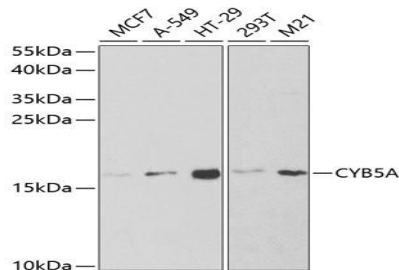
### Storage&Stability:

Store at 4 °C short term. Aliquot and store at -20 °C long term. Avoid freeze-thaw cycles.

### Category:

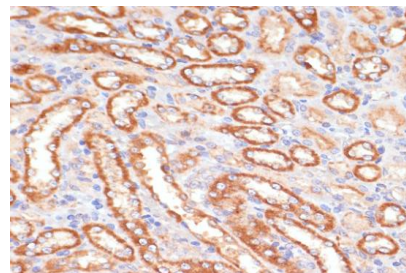
Polyclonal Antibodies

### DATA:

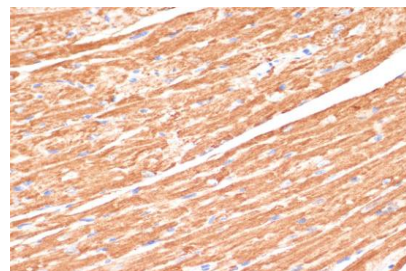


Western blot analysis of extracts of various cell lines, using CYB5A an-

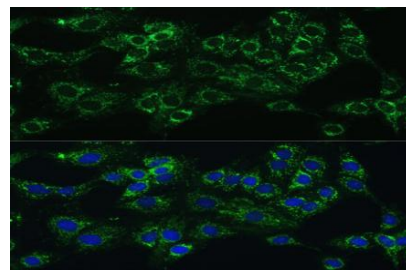
tibody at 1:1000 dilution.<br>Secondary antibody: HRP Goat Anti-Rabbit IgG at 1:10000 dilution.<br>Lysates/proteins: 25ug per lane.<br>Blocking buffer: 3% nonfat dry milk in TBST.<br>Detection: ECL Basic Kit .<br>Exposure time: 120s.



Immunohistochemistry of paraffin-embedded rat kidney using CYB5A antibody at dilution of 1:100 .Perform microwave antigen retrieval with 10 mM PBS buffer pH 7.2 before commencing with IHC staining protocol.



Immunohistochemistry of paraffin-embedded mouse heart using CYB5A antibody at dilution of 1:100 .Perform microwave antigen retrieval with 10 mM PBS buffer pH 7.2 before commencing with IHC staining protocol.



Immunofluorescence analysis of C6 cells using CYB5A Polyclonal Antibody at dilution of 1:100 . Blue: DAPI for nuclear staining.

### Note:

### Bioworld Technology, Inc.

Add: 1660 South Highway 100, Suite 500 St. Louis Park, MN 55416,USA.

Email: [info@bioworld.com](mailto:info@bioworld.com)

Tel: 6123263284

Fax: 6122933841

### Bioworld technology, co. Ltd.

Add: No 9, weidi road Qixia District Nanjing, 210046, P. R. China.

Email: [info@biogot.com](mailto:info@biogot.com)

Tel: 0086-025-68037686

Fax: 0086-025-68035151



## PRODUCT DATA SHEET

Bioworld Technology, Inc.

---

For research use only, not for use in diagnostic procedure.

---

### **Bioworld Technology, Inc.**

**Add:** 1660 South Highway 100, Suite 500 St. Louis Park,  
MN 55416, USA.

**Email:** [info@bioworld.com](mailto:info@bioworld.com)

**Tel:** 6123263284

**Fax:** 6122933841

### **Bioworld technology, co. Ltd.**

**Add:** No 9, weidi road Qixia District Nanjing, 210046,  
P. R. China.

**Email:** [info@biogot.com](mailto:info@biogot.com)

**Tel:** 0086-025-68037686

**Fax:** 0086-025-68035151