

LOX polyclonal antibody

Catalog: BS70865

Host: Rabbit

Reactivity: Human, Mouse, Rat

BackGround:

This gene encodes a member of the lysyl oxidase family of proteins. Alternative splicing results in multiple transcript variants, at least one of which encodes a prepro-protein that is proteolytically processed to generate a regulatory propeptide and the mature enzyme. The copper-dependent amine oxidase activity of this enzyme functions in the crosslinking of collagens and elastin, while the propeptide may play a role in tumor suppression. In addition, defects in this gene have been linked with predisposition to thoracic aortic aneurysms and dissections.

Product:

1mg/ml in PBS with 0.02% sodium azide, 50% glycerol, pH7.2

Molecular Weight:

47KDa

Swiss-Prot:

P28300

Purification&Purity:

The antibody was affinity-purified from rabbit antiserum by affinity-chromatography using epitope-specific immunogen and the purity is > 95% (by SDS-PAGE).

Applications:

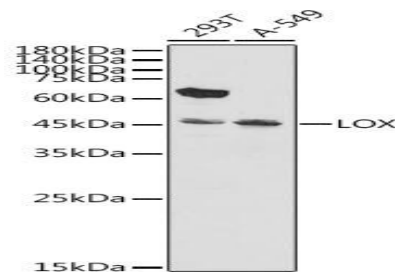
WB,1:500 - 1:2000|IHC,1:50 - 1:200|IF/ICC,1:50 - 1:200

Storage&Stability:

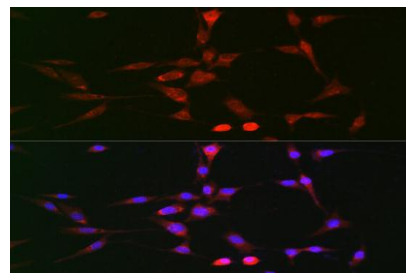
Store at 4 °C short term. Aliquot and store at -20 °C long term. Avoid freeze-thaw cycles.

Category:

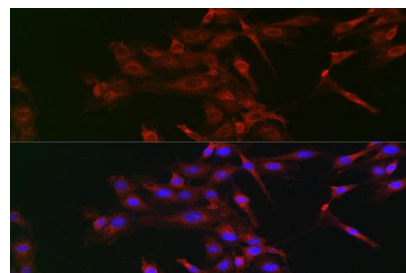
Polyclonal Antibodies

DATA:

Western blot analysis of extracts of various cell lines, using LOX antibody at 1:500 dilution. Secondary antibody: HRP Goat Anti-Rabbit IgG at 1:10000 dilution. Lysates/proteins: 25ug per lane. Blocking buffer: 3% nonfat dry milk in TBST. Detection: ECL Basic Kit. Exposure time: 90s.



Immunofluorescence analysis of BALB-3T3 cells using LOX Rabbit pAb at dilution of 1:100. Blue: DAPI for nuclear staining.



Immunofluorescence analysis of C6 cells using LOX Rabbit pAb at dilution of 1:100. Blue: DAPI for nuclear staining.

Bioworld Technology, Inc.

Add: 1660 South Highway 100, Suite 500 St. Louis Park, MN 55416, USA.

Email: info@bioworld.com

Tel: 6123263284

Fax: 6122933841

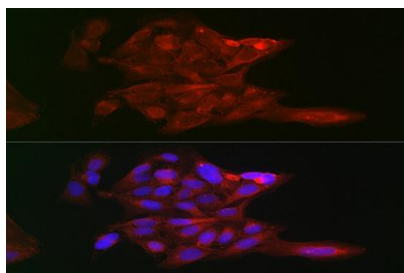
Bioworld technology, co. Ltd.

Add: No 9, weidi road Qixia District Nanjing, 210046, P. R. China.

Email: info@biogot.com

Tel: 0086-025-68037686

Fax: 0086-025-68035151



Immunofluorescence analysis of U-2 OS cells using LOX Rabbit pAb at dilution of 1:100 . Blue: DAPI for nuclear staining.

Note:

For research use only, not for use in diagnostic procedure.

Bioworld Technology, Inc.

Add: 1660 South Highway 100, Suite 500 St. Louis Park,
MN 55416, USA.

Email: info@bioworld.com

Tel: 6123263284

Fax: 6122933841

Bioworld technology, co. Ltd.

Add: No 9, weidi road Qixia District Nanjing, 210046,
P. R. China.

Email: info@biogot.com

Tel: 0086-025-68037686

Fax: 0086-025-68035151