

Nestin polyclonal antibody

Catalog: BS71485

Host: Rabbit

Reactivity: Human, Mouse, Rat

BackGround:

This gene encodes a member of the intermediate filament protein family and is expressed primarily in nerve cells.

Product:

1mg/ml in PBS with 0.02% sodium azide, 50% glycerol, pH7.2

Molecular Weight:

177KDa

Swiss-Prot:

P48681

Purification&Purity:

The antibody was affinity-purified from rabbit antiserum by affinity-chromatography using epitope-specific immunogen and the purity is > 95% (by SDS-PAGE).

Applications:

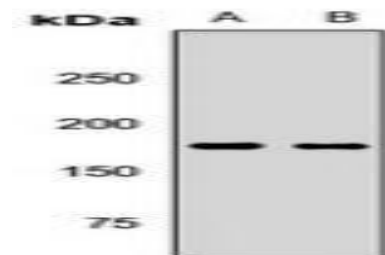
WB,1:500 - 1:2000|IHC,1:50 - 1:200|IF/ICC,1:50 - 1:200

Storage&Stability:

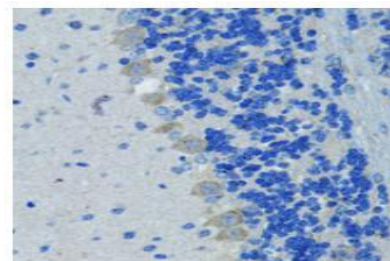
Store at 4 °C short term. Aliquot and store at -20 °C long term. Avoid freeze-thaw cycles.

Specificity:

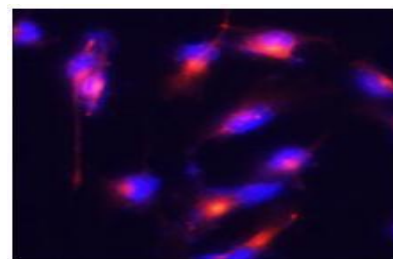
Nestin polyclonal antibody detects endogenous levels of Nestin protein.

DATA:

Western blot analysis of Nestin expression in HEK293T (A), mouse brain (B) whole cell lysates.



Immunohistochemical analysis of Nestin staining in mouse brain formalin fixed paraffin embedded tissue section.



Immunofluorescent analysis of Nestin staining in U251MG cells.

Note:

For research use only, not for use in diagnostic procedure.

Bioworld Technology, Inc.

Add: 1660 South Highway 100, Suite 500 St. Louis Park, MN 55416, USA.

Email: info@bioworld.com

Tel: 6123263284

Fax: 6122933841

Bioworld technology, co. Ltd.

Add: No 9, weidi road Qixia District Nanjing, 210046, P. R. China.

Email: info@biogot.com

Tel: 0086-025-68037686

Fax: 0086-025-68035151