

## HDLBP polyclonal antibody

Catalog: BS71936

Host: Rabbit

Reactivity: Human, Mouse, Rat

**BackGround:**

The protein encoded by this gene binds high density lipoprotein (HDL) and may function to regulate excess cholesterol levels in cells. The encoded protein also binds RNA and can induce heterochromatin formation.

**Product:**

1mg/ml in PBS with 0.02% sodium azide, 50% glycerol, pH7.2

**Molecular Weight:**

150kDa

**Swiss-Prot:**

Q00341

**Purification&Purity:**

The antibody was affinity-purified from rabbit antiserum by affinity-chromatography using epitope-specific immunogen and the purity is > 95% (by SDS-PAGE).

**Applications:**

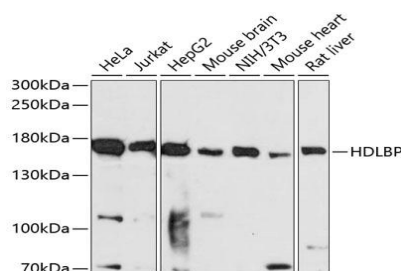
WB,1:500 - 1:2000|IHC,1:50 - 1:100|IF/ICC,1:50 - 1:100

**Storage&Stability:**

Store at 4 °C short term. Aliquot and store at -20 °C long term. Avoid freeze-thaw cycles.

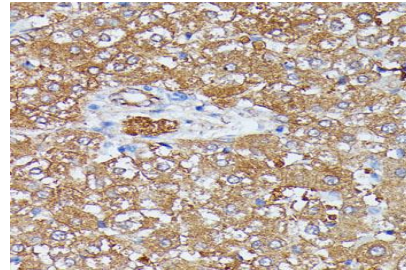
**Category:**

Polyclonal Antibodies

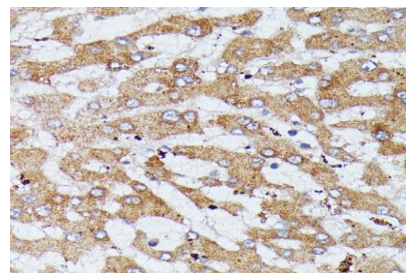
**DATA:**

Western blot analysis of extracts of various cell lines, using HDLBP antibody at 1:3000 dilution. Secondary antibody: HRP Goat Anti-Rabbit IgG at 1:10000 dilution. Lysates/proteins: 25ug per lane. Blocking buffer: 3% nonfat dry milk in TBST. Detection:

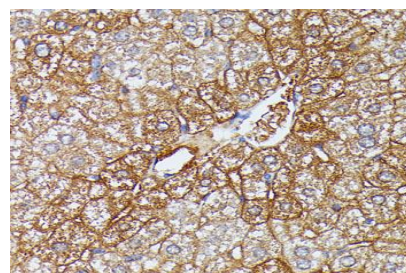
ECL Basic Kit . Exposure time: 30s.



Immunohistochemistry of paraffin-embedded rat liver using HDLBP antibody at dilution of 1:100. Perform microwave antigen retrieval with 10 mM PBS buffer pH 7.2 before commencing with IHC staining protocol.



Immunohistochemistry of paraffin-embedded human liver using HDLBP antibody at dilution of 1:100. Perform microwave antigen retrieval with 10 mM PBS buffer pH 7.2 before commencing with IHC staining protocol.



Immunohistochemistry of paraffin-embedded mouse liver using HDLBP antibody at dilution of 1:100. Perform microwave antigen retrieval with 10 mM PBS buffer pH 7.2 before commencing with IHC staining protocol.

**Note:**

For research use only, not for use in diagnostic procedure.

**Bioworld Technology, Inc.**

Add: 1660 South Highway 100, Suite 500 St. Louis Park, MN 55416, USA.

Email: [info@bioworld.com](mailto:info@bioworld.com)

Tel: 6123263284

Fax: 6122933841

**Bioworld technology, co. Ltd.**

Add: No 9, weidi road Qixia District Nanjing, 210046, P. R. China.

Email: [info@biogot.com](mailto:info@biogot.com)

Tel: 0086-025-68037686

Fax: 0086-025-68035151



## PRODUCT DATA SHEET

Bioworld Technology, Inc.

---

---

### **Bioworld Technology, Inc.**

**Add:** 1660 South Highway 100, Suite 500 St. Louis Park,  
MN 55416, USA.

**Email:** [info@bioworld.com](mailto:info@bioworld.com)

**Tel:** 6123263284

**Fax:** 6122933841

### **Bioworld technology, co. Ltd.**

**Add:** No 9, weidi road Qixia District Nanjing, 210046,  
P. R. China.

**Email:** [info@biogot.com](mailto:info@biogot.com)

**Tel:** 0086-025-68037686

**Fax:** 0086-025-68035151