

PRX III polyclonal antibody

Catalog: BS7202

Host: Rabbit

Reactivity: Human, Mouse, Rat

BackGround:

The peroxiredoxin (PRX) family comprises six antioxidant proteins, PRX I, II, III, IV, V and VI, which protect cells from reactive oxygen species (ROS) by preventing the metal-catalyzed oxidation of enzymes. The PRX proteins primarily utilize thioredoxin as the electron donor for antioxidation, although they are fairly promiscuous with regard to the hydroperoxide substrate. In addition to protection from ROS, peroxiredoxins are also involved in cell proliferation, differentiation and gene expression.

Product:

1mg/ml in PBS with 0.1% Sodium Azide, 50% Glycerol.

Molecular Weight:

~ 22 kDa

Swiss-Prot:

P30048

Purification&Purity:

The antibody was affinity-purified from rabbit antiserum by affinity-chromatography using epitope-specific immunogen and the purity is > 95% (by SDS-PAGE).

Applications:

WB: 1:500~1:2000

IHC/IF: 1:50~1:200

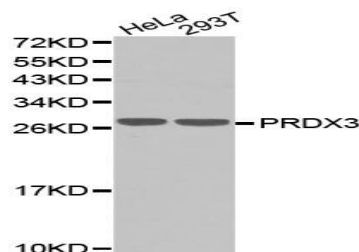
Storage&Stability:

Store at 4 °C short term. Aliquot and store at -20 °C long term. Avoid freeze-thaw cycles.

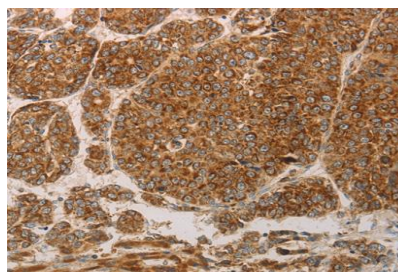
Specificity:

PRX III polyclonal antibody detects endogenous levels of PRX III protein.

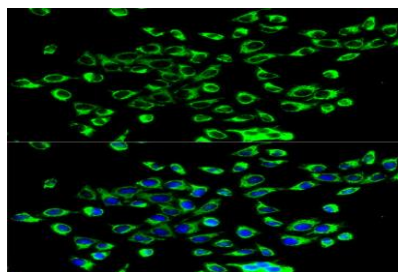
DATA:



Western blot analysis of PRX III polyclonal antibody



Immunohistochemistry (IHC) analysis of PRX III polyclonal antibody in paraffin-embedded Human Lung Cancer tissue.



Immunofluorescence analysis of HeLa cells, using PRX III polyclonal antibody

Note:

For research use only, not for use in diagnostic procedure.

Bioworld Technology, Inc.

Add: 1660 South Highway 100, Suite 500 St. Louis Park, MN 55416, USA.

Email: info@bioworld.com

Tel: 6123263284

Fax: 6122933841

Bioworld technology, co. Ltd.

Add: No 9, weidi road Qixia District Nanjing, 210046, P. R. China.

Email: info@biogot.com

Tel: 0086-025-68037686

Fax: 0086-025-68035151