

## ASCL4 polyclonal antibody

Catalog: BS72071

Host: Rabbit

Reactivity: Human, Mouse, Rat

**BackGround:**

Basic helix-loop-helix transcription factors, such as ASCL4, are essential for the determination of cell fate and the development and differentiation of numerous tissues (Jonsson et al., 2004 [PubMed 15475265]).[supplied by OMIM, Mar 2008]

**Product:**

1mg/ml in PBS with 0.02% sodium azide, 50% glycerol, pH7.2

**Molecular Weight:**

19kDa

**Swiss-Prot:**

Q6XD76

**Purification&Purity:**

The antibody was affinity-purified from rabbit antiserum by affinity-chromatography using epitope-specific immunogen and the purity is > 95% (by SDS-PAGE).

**Applications:**

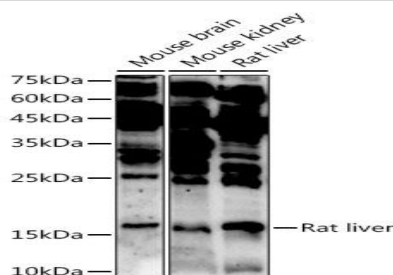
WB,1:500 - 1:2000|IHC,1:50 - 1:100

**Storage&Stability:**

Store at 4 °C short term. Aliquot and store at -20 °C long term. Avoid freeze-thaw cycles.

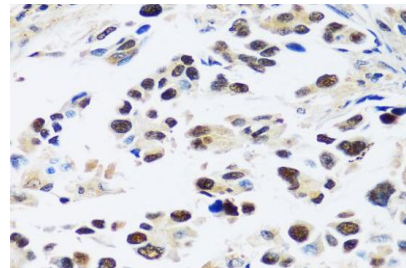
**Category:**

Polyclonal Antibodies

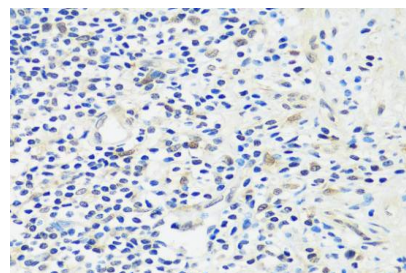
**DATA:**

Western blot analysis of extracts of various cell lines, using ASCL4 antibody at 1:1000 dilution. Secondary antibody: HRP Goat Anti-Rabbit IgG at 1:10000 dilution. Lysates/proteins: 25ug per

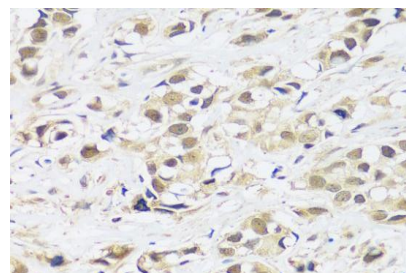
lane. Blocking buffer: 3% nonfat dry milk in TBST. Detection: ECL Enhanced Kit. Exposure time: 180s.



Immunohistochemistry of paraffin-embedded human lung cancer using ASCL4 antibody at dilution of 1:100. Perform microwave antigen retrieval with 10 mM PBS buffer pH 7.2 before commencing with IHC staining protocol.



Immunohistochemistry of paraffin-embedded human appendix using ASCL4 antibody at dilution of 1:100. Perform microwave antigen retrieval with 10 mM PBS buffer pH 7.2 before commencing with IHC staining protocol.



Immunohistochemistry of paraffin-embedded human breast cancer using ASCL4 antibody at dilution of 1:100. Perform microwave antigen retrieval with 10 mM PBS buffer pH 7.2 before commencing with IHC staining protocol.

**Note:****Bioworld Technology, Inc.**

Add: 1660 South Highway 100, Suite 500 St. Louis Park, MN 55416, USA.

Email: [info@bioworld.com](mailto:info@bioworld.com)

Tel: 6123263284

Fax: 6122933841

**Bioworld technology, co. Ltd.**

Add: No 9, weidi road Qixia District Nanjing, 210046, P. R. China.

Email: [info@biogot.com](mailto:info@biogot.com)

Tel: 0086-025-68037686

Fax: 0086-025-68035151



## PRODUCT DATA SHEET

Bioworld Technology, Inc.

---

For research use only, not for use in diagnostic procedure.

---

### **Bioworld Technology, Inc.**

**Add:** 1660 South Highway 100, Suite 500 St. Louis Park,  
MN 55416, USA.

**Email:** [info@bioworld.com](mailto:info@bioworld.com)

**Tel:** 6123263284

**Fax:** 6122933841

### **Bioworld technology, co. Ltd.**

**Add:** No 9, weidi road Qixia District Nanjing, 210046,  
P. R. China.

**Email:** [info@biogot.com](mailto:info@biogot.com)

**Tel:** 0086-025-68037686

**Fax:** 0086-025-68035151