

TNFAIP8L2 polyclonal antibody

Catalog: BS72144

Host: Rabbit

Reactivity: Human, Mouse, Rat

BackGround:

Acts as a negative regulator of innate and adaptive immunity by maintaining immune homeostasis. Negative regulator of Toll-like receptor and T-cell receptor function. Prevents hyperresponsiveness of the immune system and maintains immune homeostasis. Inhibits JUN/AP1 and NF-kappa-B activation. Promotes Fas-induced apoptosis (By similarity).

Product:

1mg/ml in PBS with 0.02% sodium azide, 50% glycerol, pH7.2

Molecular Weight:

18KDa

Swiss-Prot:

Q6P589

Purification&Purity:

The antibody was affinity-purified from rabbit antiserum by affinity-chromatography using epitope-specific immunogen and the purity is > 95% (by SDS-PAGE).

Applications:

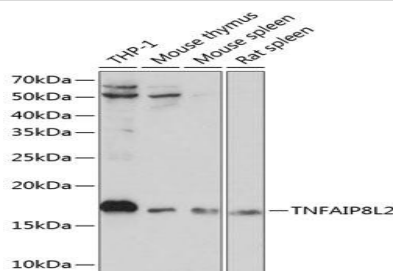
WB,1:500 - 1:2000|IF/ICC,1:50 - 1:200|IP,1:50 - 1:200

Storage&Stability:

Store at 4 °C short term. Aliquot and store at -20 °C long term. Avoid freeze-thaw cycles.

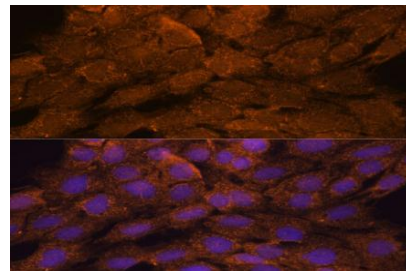
Category:

Polyclonal Antibodies

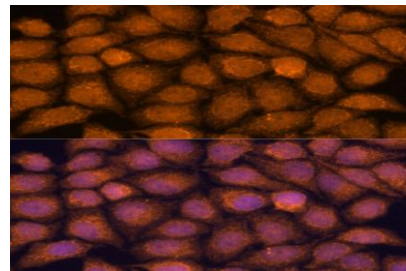
DATA:

Western blot analysis of extracts of various cell lines, using TNFAIP8L2

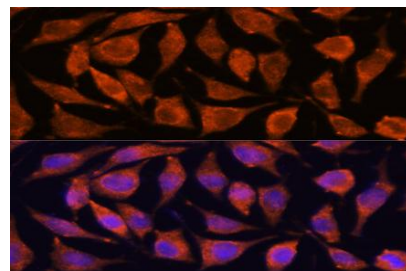
Polyclonal Antibody at 1:1000 dilution.
Secondary antibody: HRP Goat Anti-Rabbit IgG at 1:10000 dilution.
Lysates/proteins: 25ug per lane.
Blocking buffer: 3% nonfat dry milk in TBST.
Detection: ECL Basic Kit .
Exposure time: 10s.



Immunofluorescence analysis of C6 cells using TNFAIP8L2 antibody at dilution of 1:100. Blue: DAPI for nuclear staining.



Immunofluorescence analysis of HeLa cells using TNFAIP8L2 antibody at dilution of 1:100. Blue: DAPI for nuclear staining.



Immunofluorescence analysis of L929 cells using TNFAIP8L2 antibody at dilution of 1:100. Blue: DAPI for nuclear staining.

Note:

For research use only, not for use in diagnostic procedure.

Bioworld Technology, Inc.

Add: 1660 South Highway 100, Suite 500 St. Louis Park, MN 55416, USA.

Email: info@bioworld.com

Tel: 6123263284

Fax: 6122933841

Bioworld technology, co. Ltd.

Add: No 9, weidi road Qixia District Nanjing, 210046, P. R. China.

Email: info@biogot.com

Tel: 0086-025-68037686

Fax: 0086-025-68035151