

## ZC3H7A polyclonal antibody

Catalog: BS72165

Host: Rabbit

Reactivity: Human, Mouse, Rat

### BackGround:

May be a specific regulator of miRNA biogenesis. Binds to microRNAs MIR7-1, MIR16-2 and MIR29A hairpins recognizing the 3'-ATA(A/T-5' motif in the apical loop.

### Product:

1mg/ml in PBS with 0.02% sodium azide, 50% glycerol, pH7.2

### Molecular Weight:

120kDa

### Swiss-Prot:

Q8IWR0

### Purification&Purity:

The antibody was affinity-purified from rabbit antiserum by affinity-chromatography using epitope-specific immunogen and the purity is > 95% (by SDS-PAGE).

### Applications:

WB, 1:500 - 1:2000 | IF/ICC, 1:50 - 1:200

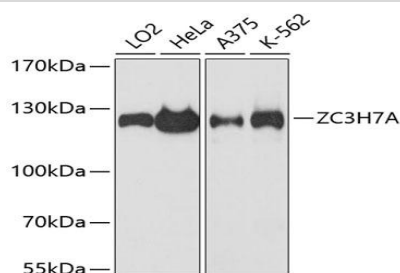
### Storage&Stability:

Store at 4 °C short term. Aliquot and store at -20 °C long term. Avoid freeze-thaw cycles.

### Category:

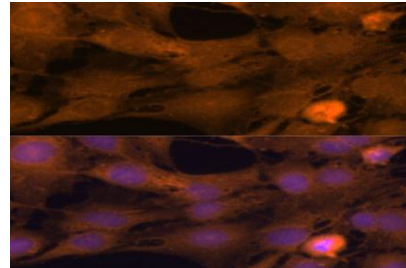
Polyclonal Antibodies

### DATA:

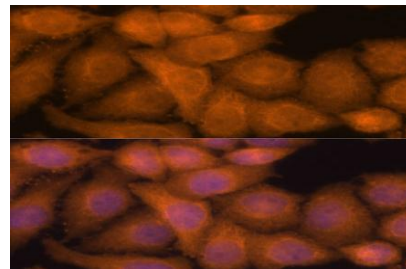


Western blot analysis of extracts of various cell lines, using ZC3H7A antibody at 1:3000 dilution. Secondary antibody: HRP Goat Anti-Rabbit IgG at 1:10000 dilution. Lysates/proteins: 25ug per lane. Blocking buffer: 3% nonfat dry milk in TBST. Detection:

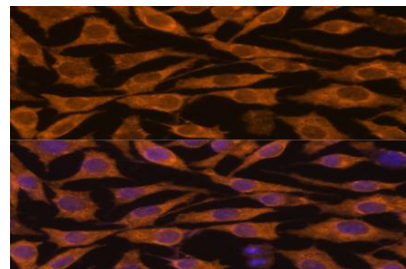
ECL Basic Kit .&lt;br/&gt;Exposure time: 90s.



Immunofluorescence analysis of C6 cells using ZC3H7A antibody at dilution of 1:100. Blue: DAPI for nuclear staining.



Immunofluorescence analysis of HeLa cells using ZC3H7A antibody at dilution of 1:100. Blue: DAPI for nuclear staining.



Immunofluorescence analysis of L929 cells using ZC3H7A antibody at dilution of 1:100. Blue: DAPI for nuclear staining.

### Note:

For research use only, not for use in diagnostic procedure.

### Bioworld Technology, Inc.

Add: 1660 South Highway 100, Suite 500 St. Louis Park, MN 55416, USA.

Email: [info@bioworld.com](mailto:info@bioworld.com)

Tel: 6123263284

Fax: 6122933841

### Bioworld technology, co. Ltd.

Add: No 9, weidi road Qixia District Nanjing, 210046, P. R. China.

Email: [info@biogot.com](mailto:info@biogot.com)

Tel: 0086-025-68037686

Fax: 0086-025-68035151