

VPS25 polyclonal antibody

Catalog: BS72173

Host: Rabbit

Reactivity: Human, Mouse, Rat

BackGround:

This gene encodes a protein that is a subunit of the endosomal sorting complex required for transport II (ESCRT-II). This protein complex functions in sorting of ubiquitinated membrane proteins during endocytosis. A pseudogene of this gene is present on chromosome 1.

Product:

1mg/ml in PBS with 0.02% sodium azide, 50% glycerol, pH7.2

Molecular Weight:

20kDa

Swiss-Prot:

Q9BRG1

Purification&Purity:

The antibody was affinity-purified from rabbit antiserum by affinity-chromatography using epitope-specific immunogen and the purity is > 95% (by SDS-PAGE).

Applications:

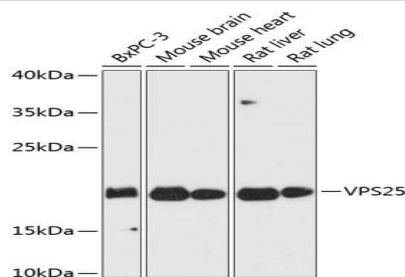
WB, 1:500 - 1:2000 | IF/ICC, 1:50 - 1:200

Storage&Stability:

Store at 4 °C short term. Aliquot and store at -20 °C long term. Avoid freeze-thaw cycles.

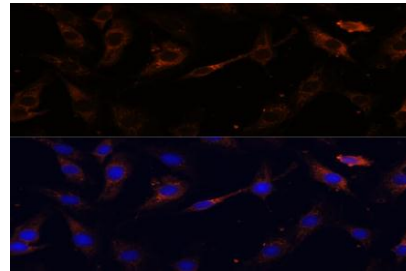
Category:

Polyclonal Antibodies

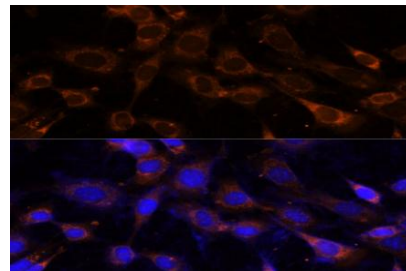
DATA:

Western blot analysis of extracts of various cell lines, using VPS25 antibody at 1:3000 dilution. Secondary antibody: HRP Goat An-

ti-Rabbit IgG at 1:10000 dilution. Lysates/proteins: 25ug per lane. Blocking buffer: 3% nonfat dry milk in TBST. Detection: ECL Basic Kit. Exposure time: 30s.



Immunofluorescence analysis of C6 cells using VPS25 Polyclonal Antibody at dilution of 1:100. Blue: DAPI for nuclear staining.



Immunofluorescence analysis of NIH-3T3 cells using VPS25 Polyclonal Antibody at dilution of 1:100. Blue: DAPI for nuclear staining.

Note:

For research use only, not for use in diagnostic procedure.

Bioworld Technology, Inc.

Add: 1660 South Highway 100, Suite 500 St. Louis Park, MN 55416, USA.

Email: info@bioworld.com

Tel: 6123263284

Fax: 6122933841

Bioworld technology, co. Ltd.

Add: No 9, weidi road Qixia District Nanjing, 210046, P. R. China.

Email: info@biogot.com

Tel: 0086-025-68037686

Fax: 0086-025-68035151