

**TPD52L3 polyclonal antibody**

Catalog: BS72625

Host: Rabbit

Reactivity: Human, Mouse, Rat

**BackGround:**

This gene encodes a member of the tumor protein D52-like family of proteins. These proteins are characterized by an N-terminal coiled-coil motif that is used to form homo- and heteromeric complexes with other tumor protein D52-like proteins. The encoded protein may play a role in spermatogenesis. Alternative splicing results in multiple transcript variants.

**Product:**

1mg/ml in PBS with 0.02% sodium azide, 50% glycerol, pH7.2

**Molecular Weight:**

13kDa

**Swiss-Prot:**

Q96J77

**Purification&Purity:**

The antibody was affinity-purified from rabbit antiserum by affinity-chromatography using epitope-specific immunogen and the purity is > 95% (by SDS-PAGE).

**Applications:**

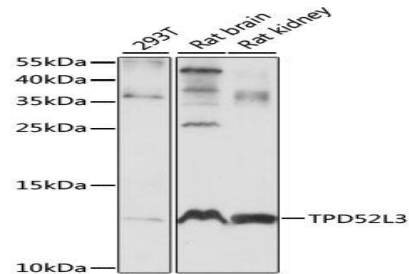
WB, 1:200 - 1:2000 | IF/ICC, 1:50 - 1:200

**Storage&Stability:**

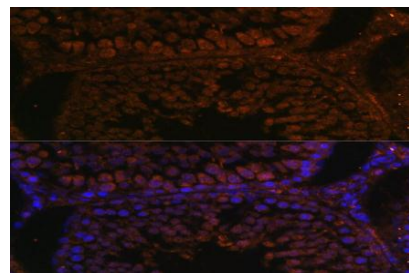
Store at 4 °C short term. Aliquot and store at -20 °C long term. Avoid freeze-thaw cycles.

**Category:**

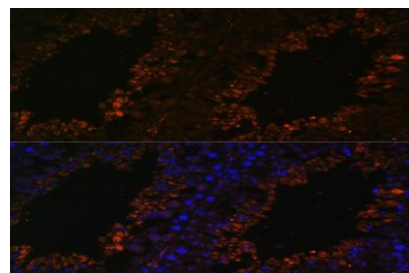
Polyclonal Antibodies

**DATA:**

Western blot analysis of extracts of various cell lines, using TPD52L3 antibody at 1:1000 dilution. Secondary antibody: HRP Goat Anti-Rabbit IgG at 1:10000 dilution. Lysates/proteins: 25ug per lane. Blocking buffer: 3% nonfat dry milk in TBST. Detection: ECL Basic Kit. Exposure time: 10S.



Immunofluorescence analysis of rat testis using TPD52L3 antibody at dilution of 1:100. Blue: DAPI for nuclear staining.



Immunofluorescence analysis of mouse testis using TPD52L3 antibody at dilution of 1:100. Blue: DAPI for nuclear staining.

**Note:**

For research use only, not for use in diagnostic procedure.

**Bioworld Technology, Inc.**

Add: 1660 South Highway 100, Suite 500 St. Louis Park, MN 55416, USA.

Email: [info@bioworld.com](mailto:info@bioworld.com)

Tel: 6123263284

Fax: 6122933841

**Bioworld technology, co. Ltd.**

Add: No 9, weidi road Qixia District Nanjing, 210046, P. R. China.

Email: [info@biogot.com](mailto:info@biogot.com)

Tel: 0086-025-68037686

Fax: 0086-025-68035151