

WBSCR27 polyclonal antibody

Catalog: BS72863

Host: Rabbit

Reactivity: Human, Mouse, Rat

BackGround:

This gene encodes a protein belonging to ubiE/COQ5 methyltransferase family. The gene is deleted in Williams syndrome, a multisystem developmental disorder caused by the deletion of contiguous genes at 7q11.22-q11.23.

Product:

1mg/ml in PBS with 0.02% sodium azide, 50% glycerol, pH7.2

Molecular Weight:

26kDa

Swiss-Prot:

Q8N6F8

Purification&Purity:

The antibody was affinity-purified from rabbit antiserum by affinity-chromatography using epitope-specific immunogen and the purity is > 95% (by SDS-PAGE).

Applications:

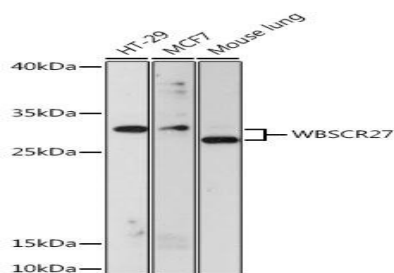
WB, 1:500 - 1:2000 | IHC, 1:50 - 1:200

Storage&Stability:

Store at 4 °C short term. Aliquot and store at -20 °C long term. Avoid freeze-thaw cycles.

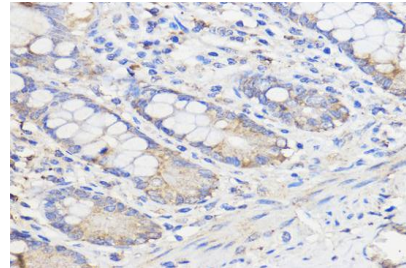
Category:

Polyclonal Antibodies

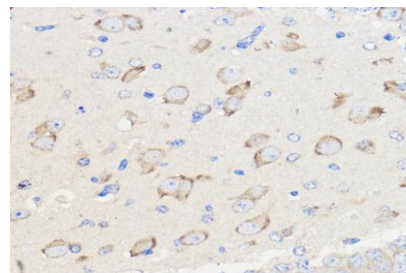
DATA:

Western blot analysis of extracts of various cell lines, using WBSCR27 antibody at 1:1000 dilution. Secondary antibody: HRP Goat Anti-Rabbit IgG at 1:10000 dilution. Lysates/proteins: 25ug per lane. Blocking buffer: 3% nonfat dry milk in TBST. Detection:

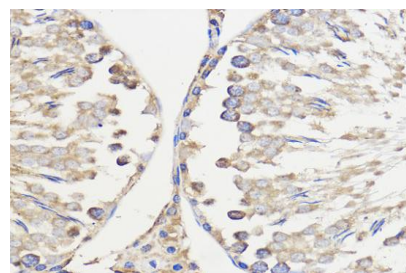
ECL Basic Kit . Exposure time: 15s.



Immunohistochemistry of paraffin-embedded Human colon using WBSCR27 Rabbit pAb at dilution of 1:50. Perform microwave antigen retrieval with 10 mM PBS buffer pH 7.2 before commencing with IHC staining protocol.



Immunohistochemistry of paraffin-embedded Mouse brain using WBSCR27 Rabbit pAb at dilution of 1:50. Perform microwave antigen retrieval with 10 mM PBS buffer pH 7.2 before commencing with IHC staining protocol.



Immunohistochemistry of paraffin-embedded Rat testis using WBSCR27 Rabbit pAb at dilution of 1:50. Perform microwave antigen retrieval with 10 mM PBS buffer pH 7.2 before commencing with IHC staining protocol.

Note:

For research use only, not for use in diagnostic procedure.

Bioworld Technology, Inc.

Add: 1660 South Highway 100, Suite 500 St. Louis Park, MN 55416, USA.

Email: info@bioworld.com

Tel: 6123263284

Fax: 6122933841

Bioworld technology, co. Ltd.

Add: No 9, weidi road Qixia District Nanjing, 210046, P. R. China.

Email: info@biogot.com

Tel: 0086-025-68037686

Fax: 0086-025-68035151



PRODUCT DATA SHEET

Bioworld Technology, Inc.

Bioworld Technology, Inc.

Add: 1660 South Highway 100, Suite 500 St. Louis Park,
MN 55416, USA.

Email: info@bioworld.com

Tel: 6123263284

Fax: 6122933841

Bioworld technology, co. Ltd.

Add: No 9, weidi road Qixia District Nanjing, 210046,
P. R. China.

Email: info@biogot.com

Tel: 0086-025-68037686

Fax: 0086-025-68035151