

RAB4A polyclonal antibody

Catalog: BS75363

Host: Rabbit

Reactivity: Human, Mouse, Rat

BackGround:

This gene is a member of the largest group in the Ras superfamily of small GTPases, which regulate membrane trafficking. The encoded protein is associated with early endosomes and is involved in their sorting and recycling. The protein also plays a role in regulating the recycling of receptors from endosomes to the plasma membrane. Alternatively spliced transcript variants have been observed for this gene.

Product:

1mg/ml in PBS with 0.02% sodium azide, 50% glycerol, pH7.2

Molecular Weight:**Swiss-Prot:**

P20338

Purification&Purity:

The antibody was affinity-purified from rabbit antiserum by affinity-chromatography using epitope-specific immunogen and the purity is > 95% (by SDS-PAGE).

Applications:

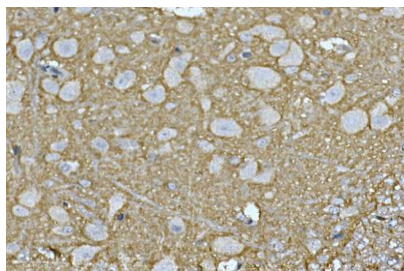
IHC, 1:50 - 1:200|IF/ICC, 1:50 - 1:200

Storage&Stability:

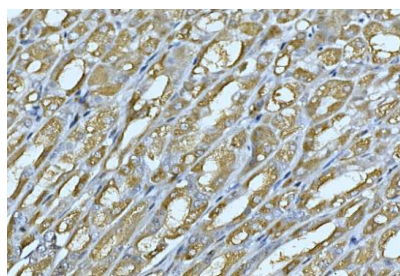
Store at 4 °C short term. Aliquot and store at -20 °C long term. Avoid freeze-thaw cycles.

Modification:

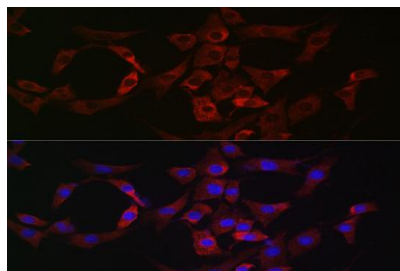
Unmodification

DATA:

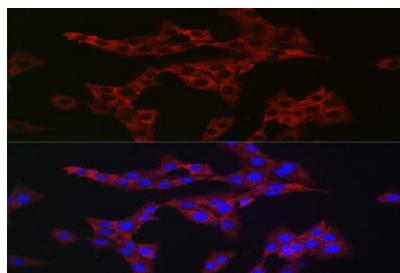
Immunohistochemistry of paraffin-embedded mouse spinal cord using RAB4A Rabbit pAb at dilution of 1:100. Perform high pressure antigen retrieval with 10 mM citrate buffer pH 6.0 before commencing with IHC staining protocol.



Immunohistochemistry of paraffin-embedded mouse stomach using RAB4A Rabbit pAb at dilution of 1:100. Perform high pressure antigen retrieval with 10 mM citrate buffer pH 6.0 before commencing with IHC staining protocol.



Immunofluorescence analysis of NIH/3T3 cells using RAB4A Rabbit pAb at dilution of 1:150. Blue: DAPI for nuclear staining.



Immunofluorescence analysis of PC-12 cells using RAB4A Rabbit pAb at dilution of 1:150. Blue: DAPI for nuclear staining.

Note:

For research use only, not for use in diagnostic procedure.

Bioworld Technology, Inc.

Add: 1660 South Highway 100, Suite 500 St. Louis Park, MN 55416, USA.

Email: info@bioworld.com

Tel: 6123263284

Fax: 6122933841

Bioworld technology, co. Ltd.

Add: No 9, weidi road Qixia District Nanjing, 210046, P. R. China.

Email: info@biogot.com

Tel: 0086-025-68037686

Fax: 0086-025-68035151