

[KO Validated] GARS polyclonal antibody

Catalog: BS7584

Host: Rabbit

Reactivity: Human, Mouse, Rat

BackGround:

This gene encodes glycyl-tRNA synthetase, one of the aminoacyl-tRNA synthetases that charge tRNAs with their cognate amino acids. The encoded enzyme is an (alpha)₂ dimer which belongs to the class II family of tRNA synthetases. It has been shown to be a target of autoantibodies in the human autoimmune diseases, polymyositis or dermatomyositis. Two transcript variants encoding different isoforms have been found for this gene.

Product:

1mg/ml in PBS with 0.02% sodium azide, 50% glycerol, pH7.2

Molecular Weight:

76KDa

Swiss-Prot:

P41250

Purification&Purity:

The antibody was affinity-purified from rabbit antiserum by affinity-chromatography using epitope-specific immunogen and the purity is > 95% (by SDS-PAGE).

Applications:

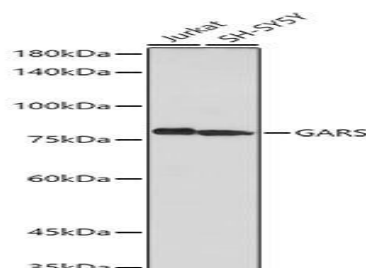
WB,1:1000 - 1:4000|IHC,1:50 - 1:200|IF/ICC,1:50 - 1:200

Storage&Stability:

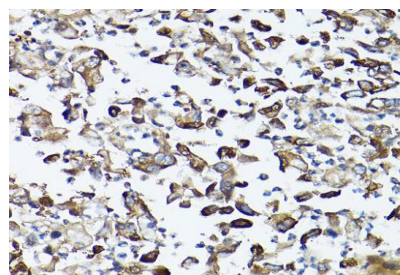
Store at 4 °C short term. Aliquot and store at -20 °C long term. Avoid freeze-thaw cycles.

Category:

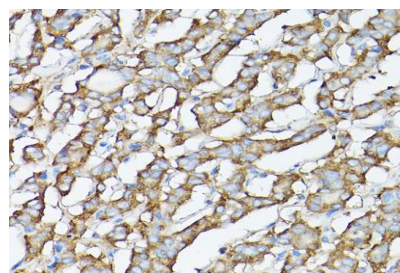
Polyclonal Antibodies

DATA:

Western blot analysis of extracts of various cell lines, using GARS antibody at 1:1000 dilution. Secondary antibody: HRP Goat Anti-Rabbit IgG at 1:10000 dilution. Lysates/proteins: 25ug per lane. Blocking buffer: 3% nonfat dry milk in TBST. Detection: ECL Basic Kit. Exposure time: 60s.



Immunohistochemistry of paraffin-embedded human lung cancer using GARS Rabbit pAb at dilution of 1:300. Perform high pressure antigen retrieval with 10 mM citrate buffer pH 6.0 before commencing with IHC staining protocol.



Immunohistochemistry of paraffin-embedded human thyroid cancer using GARS Rabbit pAb at dilution of 1:300. Perform high pressure antigen retrieval with 10 mM citrate buffer pH 6.0 before commencing with IHC staining protocol.

Bioworld Technology, Inc.

Add: 1660 South Highway 100, Suite 500 St. Louis Park, MN 55416, USA.

Email: info@bioworld.com

Tel: 6123263284

Fax: 6122933841

Bioworld technology, co. Ltd.

Add: No 9, weidi road Qixia District Nanjing, 210046, P. R. China.

Email: info@biogot.com

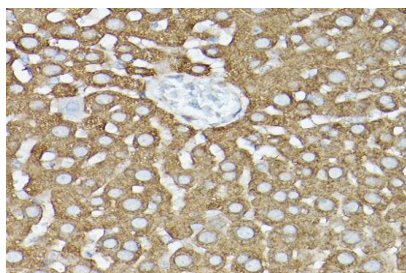
Tel: 0086-025-68037686

Fax: 0086-025-68035151



PRODUCT DATA SHEET

Bioworld Technology, Inc.



Immunohistochemistry of paraffin-embedded mouse liver using GARS Rabbit pAb at dilution of 1:300. Perform high pressure antigen retrieval with 10 mM citrate buffer pH 6.0 before commencing with IHC staining protocol.

Note:

For research use only, not for use in diagnostic procedure.

Bioworld Technology, Inc.

Add: 1660 South Highway 100, Suite 500 St. Louis Park, MN 55416, USA.

Email: info@bioworld.com

Tel: 6123263284

Fax: 6122933841

Bioworld technology, co. Ltd.

Add: No 9, weidi road Qixia District Nanjing, 210046, P. R. China.

Email: info@biogot.com

Tel: 0086-025-68037686

Fax: 0086-025-68035151