

## UGT2B15 polyclonal antibody

Catalog: BS76893

Host: Rabbit

Reactivity: Human, Mouse, Rat

### Background:

This gene encodes a glycosyltransferase that is involved in the metabolism and elimination of toxic compounds, both endogenous and of xenobiotic origin. This gene plays a role in the regulation of estrogens and androgens. This locus is present in a cluster of similar genes and pseudogenes on chromosome 4.

### Product:

1mg/ml in PBS with 0.02% sodium azide, 50% glycerol, pH7.2

### Molecular Weight:

61kDa

### Swiss-Prot:

P54855

### Purification&Purity:

The antibody was affinity-purified from rabbit antiserum by affinity-chromatography using epitope-specific immunogen and the purity is > 95% (by SDS-PAGE).

### Applications:

WB, 1:500 - 1:2000 | IHC, 1:100 - 1:200

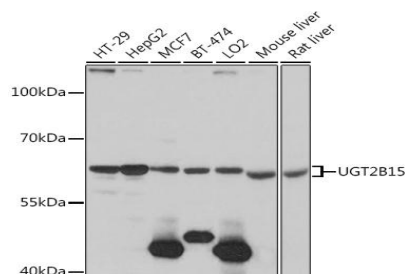
### Storage&Stability:

Store at 4 °C short term. Aliquot and store at -20 °C long term. Avoid freeze-thaw cycles.

### Modification:

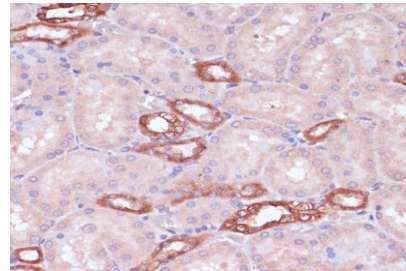
Unmodification

### DATA:

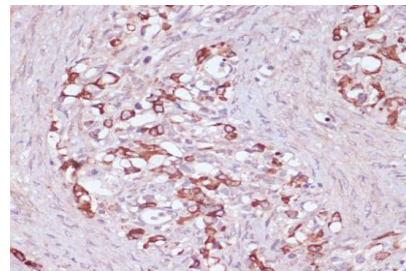


Western blot analysis of extracts of various cell lines, using UGT2B15 antibody at 1:1000 dilution. Secondary antibody: HRP Goat An-

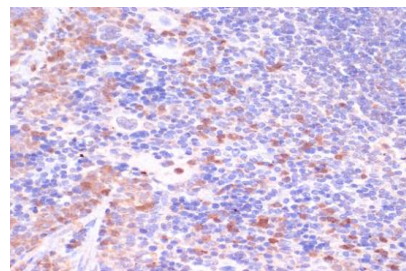
ti-Rabbit IgG at 1:10000 dilution. Lysates/proteins: 25ug per lane. Blocking buffer: 3% nonfat dry milk in TBST. Detection: ECL Basic Kit. Exposure time: 5s.



Immunohistochemistry of paraffin-embedded rat kidney using UGT2B15 antibody at dilution of 1:100. Perform microwave antigen retrieval with 10 mM PBS buffer pH 7.2 before commencing with IHC staining protocol.



Immunohistochemistry of paraffin-embedded human oophoroma using UGT2B15 antibody at dilution of 1:100. Perform microwave antigen retrieval with 10 mM PBS buffer pH 7.2 before commencing with IHC staining protocol.



Immunohistochemistry of paraffin-embedded mouse spleen using UGT2B15 antibody at dilution of 1:100. Perform microwave antigen retrieval with 10 mM PBS buffer pH 7.2 before commencing with IHC staining protocol.

### Bioworld Technology, Inc.

Add: 1660 South Highway 100, Suite 500 St. Louis Park, MN 55416, USA.

Email: [info@bioworld.com](mailto:info@bioworld.com)

Tel: 6123263284

Fax: 6122933841

### Bioworld technology, co. Ltd.

Add: No 9, weidi road Qixia District Nanjing, 210046, P. R. China.

Email: [info@biogot.com](mailto:info@biogot.com)

Tel: 0086-025-68037686

Fax: 0086-025-68035151



## PRODUCT DATA SHEET

Bioworld Technology, Inc.

Note:

For research use only, not for use in diagnostic procedure.

---

### **Bioworld Technology, Inc.**

Add: 1660 South Highway 100, Suite 500 St. Louis Park,  
MN 55416, USA.

Email: [info@bioworld.com](mailto:info@bioworld.com)

Tel: 6123263284

Fax: 6122933841

### **Bioworld technology, co. Ltd.**

Add: No 9, weidi road Qixia District Nanjing, 210046,  
P. R. China.

Email: [info@biogot.com](mailto:info@biogot.com)

Tel: 0086-025-68037686

Fax: 0086-025-68035151