

CYP7B1 polyclonal antibody

Catalog: BS77542

Host: Rabbit

Reactivity: Human, Mouse, Rat

BackGround:

This gene encodes a member of the cytochrome P450 superfamily of enzymes. The cytochrome P450 proteins are monooxygenases which catalyze many reactions involved in drug metabolism and synthesis of cholesterol, steroids and other lipids. This endoplasmic reticulum membrane protein catalyzes the first reaction in the cholesterol catabolic pathway of extrahepatic tissues, which converts cholesterol to bile acids. This enzyme likely plays a minor role in total bile acid synthesis, but may also be involved in the development of atherosclerosis, neurosteroid metabolism and sex hormone synthesis.

Product:

1mg/ml in PBS with 0.02% sodium azide, 50% glycerol, pH7.2

Molecular Weight:

55KDa

Swiss-Prot:

O75881

Purification&Purity:

The antibody was affinity-purified from rabbit antiserum by affinity-chromatography using epitope-specific immunogen and the purity is > 95% (by SDS-PAGE).

Applications:

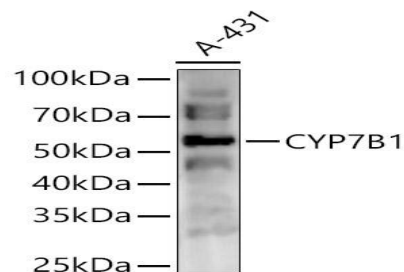
WB, 1:500 - 1:1000 | IF/ICC, 1:50 - 1:200

Storage&Stability:

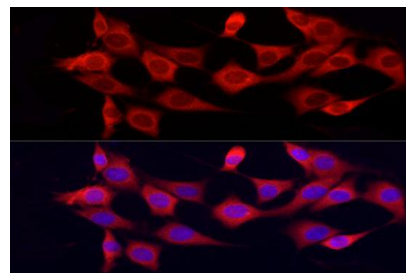
Store at 4 °C short term. Aliquot and store at -20 °C long term. Avoid freeze-thaw cycles.

Modification:

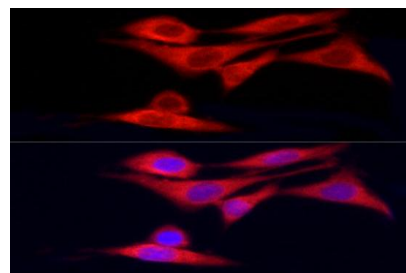
Unmodification

DATA:

Western blot analysis of A-431, using CYP7B1 antibody at 1:1980 dilution. Secondary antibody: HRP Goat Anti-Rabbit IgG at 1:10000 dilution. Lysates/proteins: 25ug per lane. Blocking buffer: 3% nonfat dry milk in TBST. Detection: ECL Basic Kit. Exposure time: 60s.



Immunofluorescence analysis of NIH/3T3 cells using CYP7B1 Rabbit pAb at dilution of 1:25. Blue: DAPI for nuclear staining.



Immunofluorescence analysis of PC-12 cells using CYP7B1 Rabbit pAb at dilution of 1:25. Blue: DAPI for nuclear staining.

Note:

For research use only, not for use in diagnostic procedure.

Bioworld Technology, Inc.

Add: 1660 South Highway 100, Suite 500 St. Louis Park, MN 55416, USA.

Email: info@bioworld.com

Tel: 6123263284

Fax: 6122933841

Bioworld technology, co. Ltd.

Add: No 9, weidi road Qixia District Nanjing, 210046, P. R. China.

Email: info@biogot.com

Tel: 0086-025-68037686

Fax: 0086-025-68035151