

## GNAI3 polyclonal antibody

Catalog: BS8056

Host: Rabbit

Reactivity: Human, Rat

### BackGround:

Guanine nucleotide-binding proteins (G proteins) are involved as modulators or transducers in various transmembrane signaling pathways. G proteins are composed of 3 units: alpha, beta and gamma. This gene encodes an alpha subunit and belongs to the G-alpha family. Mutation in this gene, resulting in a gly40-to-arg substitution, is associated with auriculocondylar syndrome, and shown to affect downstream targets in the G protein-coupled endothelin receptor pathway.

### Product:

1mg/ml in PBS with 0.02% sodium azide, 50% glycerol, pH7.2

### Molecular Weight:

41-45kDa

### Swiss-Prot:

P08754

### Purification&Purity:

The antibody was affinity-purified from rabbit antiserum by affinity-chromatography using epitope-specific immunogen and the purity is > 95% (by SDS-PAGE).

### Applications:

WB, 1:1000 - 1:2000 | IHC, 1:50 - 1:100

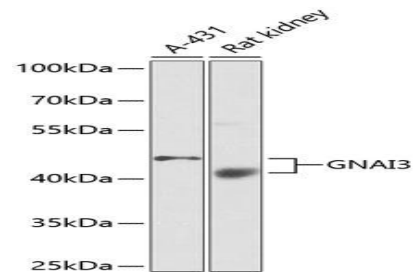
### Storage&Stability:

Store at 4 °C short term. Aliquot and store at -20 °C long term. Avoid freeze-thaw cycles.

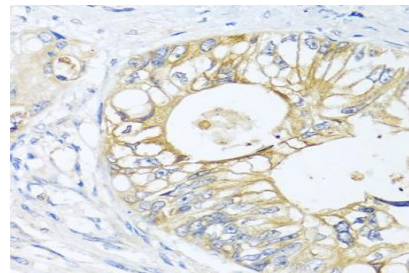
### Category:

Polyclonal Antibodies

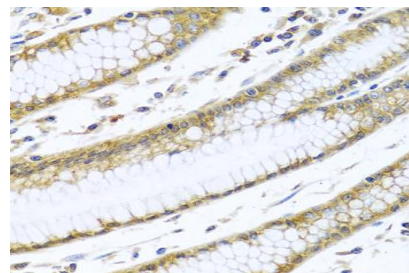
### DATA:



Western blot analysis of extracts of various cell lines, using GNAI3 antibody at 1:1000 dilution. Secondary antibody: HRP Goat Anti-Rabbit IgG at 1:10000 dilution. Lysates/proteins: 25ug per lane. Blocking buffer: 3% nonfat dry milk in TBST. Detection: ECL Enhanced Kit. Exposure time: 30s.



Immunohistochemistry of paraffin-embedded human colon carcinoma using GNAI3 antibody at dilution of 1:100. Perform microwave antigen retrieval with 10 mM PBS buffer pH 7.2 before commencing with IHC staining protocol.



Immunohistochemistry of paraffin-embedded human stomach using GNAI3 antibody at dilution of 1:100. Perform microwave antigen retrieval with 10 mM PBS buffer pH 7.2 before commencing with IHC staining protocol.

### Note:

For research use only, not for use in diagnostic procedure.

### Bioworld Technology, Inc.

Add: 1660 South Highway 100, Suite 500 St. Louis Park, MN 55416, USA.

Email: [info@bioworld.com](mailto:info@bioworld.com)

Tel: 6123263284

Fax: 6122933841

### Bioworld technology, co. Ltd.

Add: No 9, weidi road Qixia District Nanjing, 210046, P. R. China.

Email: [info@biogot.com](mailto:info@biogot.com)

Tel: 0086-025-68037686

Fax: 0086-025-68035151



## PRODUCT DATA SHEET

Bioworld Technology, Inc.

---

---

### **Bioworld Technology, Inc.**

**Add:** 1660 South Highway 100, Suite 500 St. Louis Park,  
MN 55416, USA.

**Email:** [info@bioworld.com](mailto:info@bioworld.com)

**Tel:** 6123263284

**Fax:** 6122933841

### **Bioworld technology, co. Ltd.**

**Add:** No 9, weidi road Qixia District Nanjing, 210046,  
P. R. China.

**Email:** [info@biogot.com](mailto:info@biogot.com)

**Tel:** 0086-025-68037686

**Fax:** 0086-025-68035151