

Matrin 3 polyclonal antibody

Catalog: BS8091

Host: Rabbit

Reactivity: Human, Mouse, Rat

BackGround:

This gene encodes a nuclear matrix protein, which is proposed to stabilize certain messenger RNA species. Mutations of this gene are associated with distal myopathy 2, which often includes vocal cord and pharyngeal weakness. Alternatively spliced transcript variants, including read-through transcripts composed of the upstream small nucleolar RNA host gene 4 (non-protein coding) and matrin 3 gene sequence, have been identified. Pseudogenes of this gene are located on chromosomes 1 and X.

Product:

1mg/ml in PBS with 0.02% sodium azide, 50% glycerol, pH7.2

Molecular Weight:

125kDa

Swiss-Prot:

P43243

Purification&Purity:

The antibody was affinity-purified from rabbit antiserum by affinity-chromatography using epitope-specific immunogen and the purity is > 95% (by SDS-PAGE).

Applications:

WB, 1:500 - 1:2000 | IHC, 1:100 - 1:200 | IF/ICC, 1:50 - 1:200

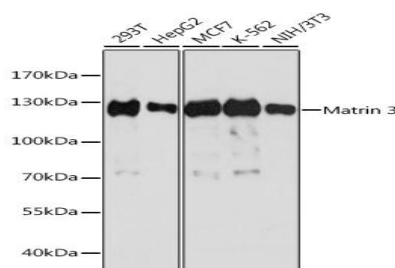
Storage&Stability:

Store at 4 °C short term. Aliquot and store at -20 °C long term. Avoid freeze-thaw cycles.

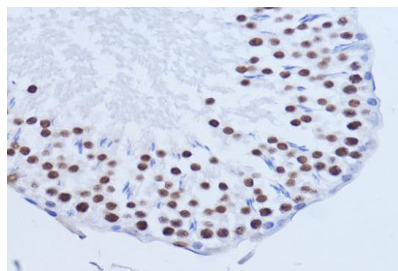
Category:

Polyclonal Antibodies

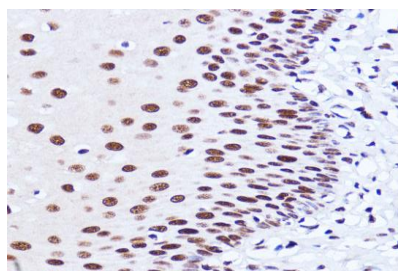
DATA:



Western blot analysis of extracts of various cell lines, using Matrin 3 antibody at 1:1000 dilution. Secondary antibody: HRP Goat Anti-Rabbit IgG at 1:10000 dilution. Lysates/proteins: 25ug per lane. Blocking buffer: 3% nonfat dry milk in TBST. Detection: ECL Basic Kit. Exposure time: 10s.



Immunohistochemistry of paraffin-embedded rat testis using Matrin 3 antibody at dilution of 1:100. Perform microwave antigen retrieval with 10 mM PBS buffer pH 7.2 before commencing with IHC staining protocol.



Immunohistochemistry of paraffin-embedded human esophageal using Matrin 3 antibody at dilution of 1:100. Perform microwave antigen retrieval with 10 mM PBS buffer pH 7.2 before commencing with IHC staining protocol.

Bioworld Technology, Inc.

Add: 1660 South Highway 100, Suite 500 St. Louis Park, MN 55416, USA.

Email: info@bioworld.com

Tel: 6123263284

Fax: 6122933841

Bioworld technology, co. Ltd.

Add: No 9, weidi road Qixia District Nanjing, 210046, P. R. China.

Email: info@biogot.com

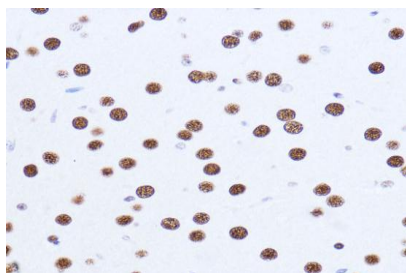
Tel: 0086-025-68037686

Fax: 0086-025-68035151



PRODUCT DATA SHEET

Bioworld Technology, Inc.



Immunohistochemistry of paraffin-embedded mouse brain using Matrin 3 antibody at dilution of 1:100. Perform microwave antigen retrieval with 10 mM PBS buffer pH 7.2 before commencing with IHC staining protocol.

Note:

For research use only, not for use in diagnostic procedure.

Bioworld Technology, Inc.

Add: 1660 South Highway 100, Suite 500 St. Louis Park,
MN 55416, USA.

Email: info@bioworld.com

Tel: 6123263284

Fax: 6122933841

Bioworld technology, co. Ltd.

Add: No 9, weidi road Qixia District Nanjing, 210046,
P. R. China.

Email: info@biogot.com

Tel: 0086-025-68037686

Fax: 0086-025-68035151