

**MSRA polyclonal antibody**

Catalog: BS8178

Host: Rabbit

Reactivity: Human, Mouse, Rat

**Background:**

This gene encodes a ubiquitous and highly conserved protein that carries out the enzymatic reduction of methionine sulfoxide to methionine. Human and animal studies have shown the highest levels of expression in kidney and nervous tissue. The protein functions in the repair of oxidatively damaged proteins to restore biological activity. Alternative splicing results in multiple transcript variants.

**Product:**

1mg/ml in PBS with 0.02% sodium azide, 50% glycerol, pH7.2

**Molecular Weight:**

26kDa

**Swiss-Prot:**

Q9UJ68

**Purification&Purity:**

The antibody was affinity-purified from rabbit antiserum by affinity-chromatography using epitope-specific immunogen and the purity is > 95% (by SDS-PAGE).

**Applications:**

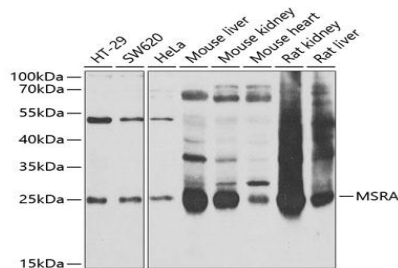
WB, 1:500 - 1:2000 | IHC, 1:50 - 1:200 | IF/ICC, 1:10 - 1:100

**Storage&Stability:**

Store at 4 °C short term. Aliquot and store at -20 °C long term. Avoid freeze-thaw cycles.

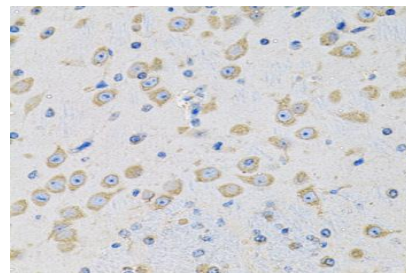
**Category:**

Polyclonal Antibodies

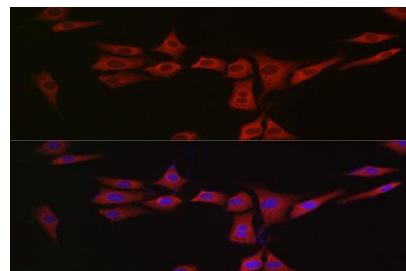
**DATA:**

Western blot analysis of extracts of various cell lines, using MSRA an-

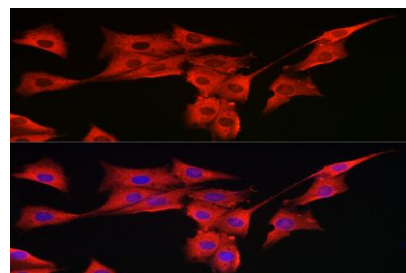
tibody at 1:1000 dilution. Secondary antibody: HRP Goat Anti-Rabbit IgG at 1:10000 dilution. Lysates/proteins: 25ug per lane. Blocking buffer: 3% nonfat dry milk in TBST. Detection: ECL Basic Kit. Exposure time: 30s.



Immunohistochemistry of paraffin-embedded mouse brain using MSRA antibody at dilution of 1:100. Perform microwave antigen retrieval with 10 mM PBS buffer pH 7.2 before commencing with IHC staining protocol.



Immunofluorescence analysis of NIH/3T3 cells using MSRA Rabbit pAb at dilution of 1:350. Blue: DAPI for nuclear staining.



Immunofluorescence analysis of PC-12 cells using MSRA Rabbit pAb at dilution of 1:350. Blue: DAPI for nuclear staining.

**Note:**

For research use only, not for use in diagnostic procedure.

**Bioworld Technology, Inc.**

Add: 1660 South Highway 100, Suite 500 St. Louis Park, MN 55416, USA.

Email: [info@bioworld.com](mailto:info@bioworld.com)

Tel: 6123263284

Fax: 6122933841

**Bioworld technology, co. Ltd.**

Add: No 9, weidi road Qixia District Nanjing, 210046, P. R. China.

Email: [info@biogot.com](mailto:info@biogot.com)

Tel: 0086-025-68037686

Fax: 0086-025-68035151