

## HPD polyclonal antibody

Catalog: BS8265

Host: Rabbit

Reactivity: Human, Mouse, Rat

**BackGround:**

The protein encoded by this gene is an enzyme in the catabolic pathway of tyrosine. The encoded protein catalyzes the conversion of 4-hydroxyphenylpyruvate to homogentisate. Defects in this gene are a cause of tyrosinemia type 3 (TYRO3) and hawkinsinuria (HAWK). Two transcript variants encoding different isoforms have been found for this gene.

**Product:**

1mg/ml in PBS with 0.02% sodium azide, 50% glycerol, pH7.2

**Molecular Weight:**

45kDa

**Swiss-Prot:**

P32754

**Purification&Purity:**

The antibody was affinity-purified from rabbit antiserum by affinity-chromatography using epitope-specific immunogen and the purity is > 95% (by SDS-PAGE).

**Applications:**

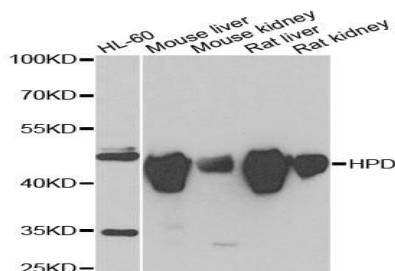
WB, 1:500 - 1:2000 | IHC, 1:50 - 1:200

**Storage&Stability:**

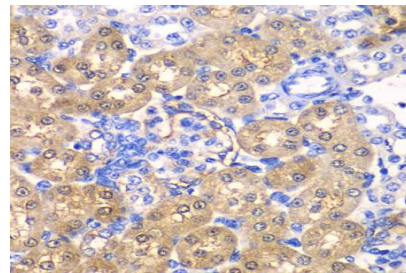
Store at 4 °C short term. Aliquot and store at -20 °C long term. Avoid freeze-thaw cycles.

**Category:**

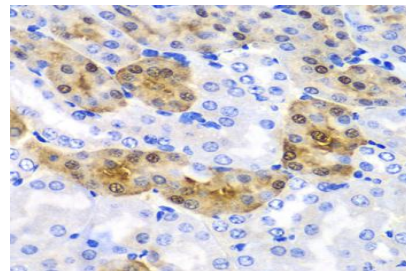
Polyclonal Antibodies

**DATA:**

Western blot analysis of extracts of various cell lines, using HPD antibody at 1:1000 dilution. Secondary antibody: HRP Goat Anti-Rabbit IgG at 1:10000 dilution. Lysates/proteins: 25ug per lane. Blocking buffer: 3% nonfat dry milk in TBST. Detection: ECL Enhanced Kit. Exposure time: 10s.



Immunohistochemistry of paraffin-embedded rat kidney using HPD antibody at dilution of 1:100. Perform microwave antigen retrieval with 10 mM PBS buffer pH 7.2 before commencing with IHC staining protocol.



Immunohistochemistry of paraffin-embedded mouse kidney using HPD antibody at dilution of 1:100. Perform microwave antigen retrieval with 10 mM PBS buffer pH 7.2 before commencing with IHC staining protocol.

**Note:**

For research use only, not for use in diagnostic procedure.

**Bioworld Technology, Inc.**

Add: 1660 South Highway 100, Suite 500 St. Louis Park, MN 55416, USA.

Email: [info@bioworld.com](mailto:info@bioworld.com)

Tel: 6123263284

Fax: 6122933841

**Bioworld technology, co. Ltd.**

Add: No 9, weidi road Qixia District Nanjing, 210046, P. R. China.

Email: [info@biogot.com](mailto:info@biogot.com)

Tel: 0086-025-68037686

Fax: 0086-025-68035151