

OGN polyclonal antibody

Catalog: BS8348

Host: Rabbit

Reactivity: Human, Mouse, Rat

BackGround:

The small leucine-rich proteoglycan (SLRP) family of proteins contains various proteins such as Decorin, Biglycan, Fibromodulin, Keratocan, Lumican, Osteoadherin and Osteoglycin. These proteins all have similar functions as they all mediate extracellular matrix organization and act as binding partners of TGF β . Osteoglycin, which also may be designated osteoinductive factor (OIF), is a secreted protein detected in bone tissues. Osteoglycin induces the formation of bone in conjunction with either TGF β 1 or TGF β 2. The precursor form of the OGN gene product, designated Mimecan, is subject to in situ proteolytic cleavage to yield the mature Osteoglycin.

Product:

Rabbit IgG, 1mg/ml in PBS with 0.02% sodium azide, 50% glycerol, pH7.2

Molecular Weight:

~ 34 kDa

Swiss-Prot:

P20774

Purification&Purity:

The antibody was affinity-purified from rabbit antiserum by affinity-chromatography using epitope-specific immunogen and the purity is > 95% (by SDS-PAGE).

Applications:

WB 1:500 - 1:2000

IHC 1:100 - 1:200

IF 1:50 - 1:200

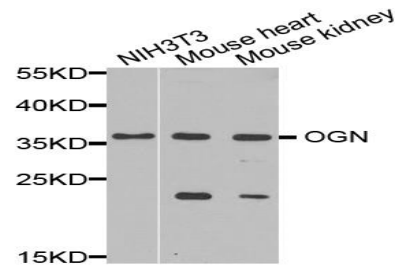
Storage&Stability:

Store at 4 °C short term. Aliquot and store at -20 °C long term. Avoid freeze-thaw cycles.

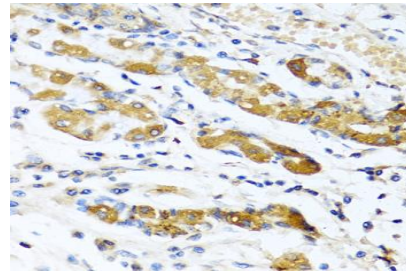
Specificity:

OGN polyclonal antibody detects endogenous levels of OGN protein.

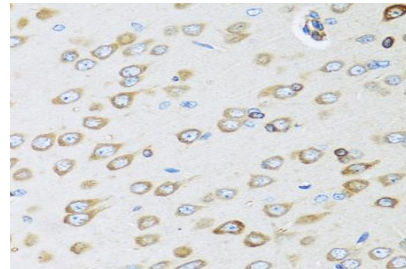
DATA:



Western blot analysis of extracts of various cell lines, using OGN antibody.



Immunohistochemistry of paraffin-embedded rat brain using OGN antibody at dilution of 1:100 (40x lens).



Immunohistochemistry of paraffin-embedded human stomach using OGN antibody at dilution of 1:100 (40x lens).

Note:

For research use only, not for use in diagnostic procedure.

Bioworld Technology, Inc.

Add: 1660 South Highway 100, Suite 500 St. Louis Park, MN 55416, USA.

Email: info@bioworld.com

Tel: 6123263284

Fax: 6122933841

Bioworld technology, co. Ltd.

Add: No 9, weidi road Qixia District Nanjing, 210046, P. R. China.

Email: info@biogot.com

Tel: 0086-025-68037686

Fax: 0086-025-68035151