

## YEATS4 polyclonal antibody

Catalog: BS8517

Host: Rabbit

Reactivity: Human, Mouse, Rat

### BackGround:

The protein encoded by this gene is found in the nucleoli. It has high sequence homology to human MLLT1, and yeast and human MLLT3 proteins. Both MLLT1 and MLLT3 proteins belong to a class of transcription factors, indicating that the encoded protein might also represent a transcription factor. This protein is thought to be required for RNA transcription. This gene has been shown to be amplified in tumors. Alternative splicing results in multiple transcript variants encoding different isoforms.

### Product:

1mg/ml in PBS with 0.02% sodium azide, 50% glycerol, pH7.2

### Molecular Weight:

27KDa

### Swiss-Prot:

O95619

### Purification&Purity:

The antibody was affinity-purified from rabbit antiserum by affinity-chromatography using epitope-specific immunogen and the purity is > 95% (by SDS-PAGE).

### Applications:

WB, 1:500 - 1:2000 | IHC, 1:50 - 1:200 | IF/ICC, 1:50 - 1:200

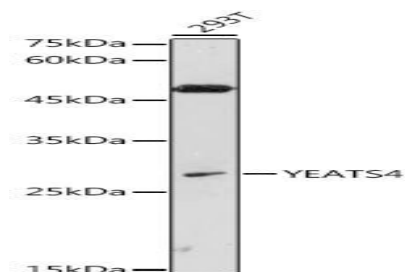
### Storage&Stability:

Store at 4 °C short term. Aliquot and store at -20 °C long term. Avoid freeze-thaw cycles.

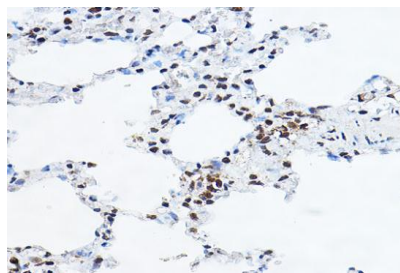
### Category:

Polyclonal Antibodies

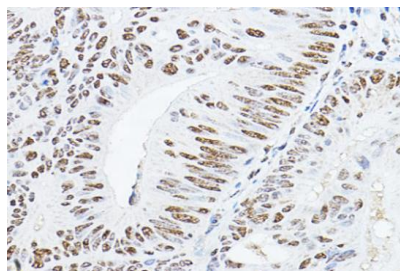
### DATA:



Western blot analysis of extracts of 293T cells, using YEATS4 antibody at 1:1000 dilution. Secondary antibody: HRP Goat Anti-Rabbit IgG at 1:10000 dilution. Lysates/proteins: 25ug per lane. Blocking buffer: 3% nonfat dry milk in TBST. Detection: ECL Enhanced Kit. Exposure time: 180s.



Immunohistochemistry of paraffin-embedded rat lung using YEATS4 Rabbit pAb at dilution of 1:100. Perform high pressure antigen retrieval with 10 mM citrate buffer pH 6.0 before commencing with IHC staining protocol.



Immunohistochemistry of paraffin-embedded human colon carcinoma using YEATS4 Rabbit pAb at dilution of 1:100. Perform high pressure antigen retrieval with 10 mM citrate buffer pH 6.0 before commencing with IHC staining protocol.

### Bioworld Technology, Inc.

Add: 1660 South Highway 100, Suite 500 St. Louis Park, MN 55416, USA.

Email: [info@bioworld.com](mailto:info@bioworld.com)

Tel: 6123263284

Fax: 6122933841

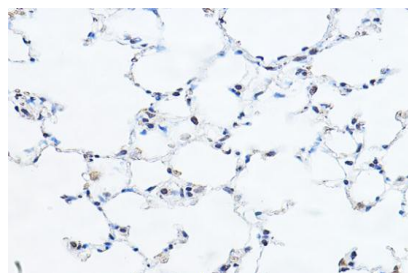
### Bioworld technology, co. Ltd.

Add: No 9, weidi road Qixia District Nanjing, 210046, P. R. China.

Email: [info@biogot.com](mailto:info@biogot.com)

Tel: 0086-025-68037686

Fax: 0086-025-68035151



Immunohistochemistry of paraffin-embedded mouse lung using YEATS4 Rabbit pAb at dilution of 1:100. Perform high pressure antigen retrieval with 10 mM citrate buffer pH 6.0 before commencing with IHC staining protocol.

**Note:**

For research use only, not for use in diagnostic procedure.

**Bioworld Technology, Inc.**

Add: 1660 South Highway 100, Suite 500 St. Louis Park, MN 55416, USA.

Email: [info@bioworld.com](mailto:info@bioworld.com)

Tel: 6123263284

Fax: 6122933841

**Bioworld technology, co. Ltd.**

Add: No 9, weidi road Qixia District Nanjing, 210046, P. R. China.

Email: [info@biogot.com](mailto:info@biogot.com)

Tel: 0086-025-68037686

Fax: 0086-025-68035151