

## L3MBTL3 polyclonal antibody

Catalog: BS8814

Host: Rabbit

Reactivity: Human, Mouse

### Background:

L3MBTL3 (lethal(3)malignant brain tumor-like protein 3), also known as MBT-1 or KIAA1798, is a 780 amino acid protein containing three MBT repeats and one SAM (sterile alpha motif) domain. Localized to the nucleus, L3MBTL3 interacts with RING1B, another PcG protein that may be involved in the specification of anterior-posterior axis and cell proliferation in early development. L3MBTL3 exists as two isoforms produced by alternative splicing events.

### Product:

Rabbit IgG, 1mg/ml in PBS with 0.02% sodium azide, 50% glycerol, pH7.2

### Molecular Weight:

~ 110 kDa

### Swiss-Prot:

Q96JM7

### Purification&Purity:

The antibody was affinity-purified from rabbit antiserum by affinity-chromatography using epitope-specific immunogen and the purity is > 95% (by SDS-PAGE).

### Applications:

WB 1:500 - 1:2000

IF 1:50 - 1:100

IP 1:50 - 1:200

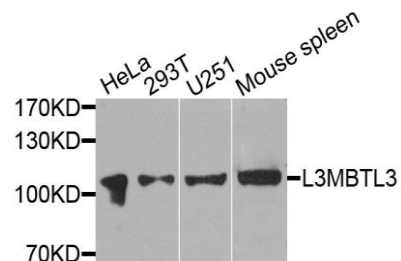
### Storage&Stability:

Store at 4 °C short term. Aliquot and store at -20 °C long term. Avoid freeze-thaw cycles.

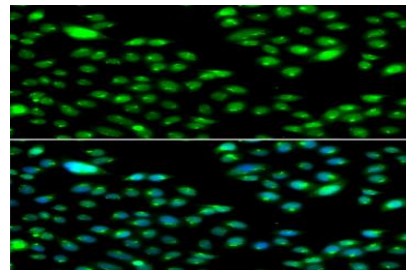
### Specificity:

L3MBTL3 polyclonal antibody detects endogenous levels of L3MBTL3 protein.

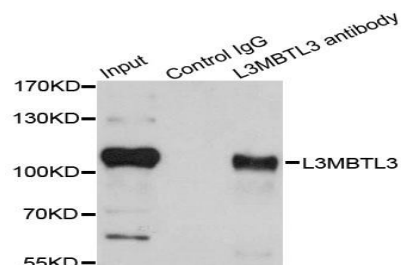
### DATA:



Western blot analysis of extracts of various cell lines, using L3MBTL3 antibody at 1:1000 dilution.



Immunofluorescence analysis of MCF7 cell using L3MBTL3 antibody. Blue: DAPI for nuclear staining.



Immunoprecipitation analysis of 200ug extracts of HeLa cells using 1ug L3MBTL3 antibody. Western blot was performed from the immunoprecipitate using L3MBTL3 antibody at a dilution of 1:1000.

### Note:

For research use only, not for use in diagnostic procedure.

### Bioworld Technology, Inc.

Add: 1660 South Highway 100, Suite 500 St. Louis Park, MN 55416, USA.

Email: [info@bioworld.com](mailto:info@bioworld.com)

Tel: 6123263284

Fax: 6122933841

### Bioworld technology, co. Ltd.

Add: No 9, weidi road Qixia District Nanjing, 210046, P. R. China.

Email: [info@biogot.com](mailto:info@biogot.com)

Tel: 0086-025-68037686

Fax: 0086-025-68035151