

Insulin Rabbit monoclonal antibody

Catalog: BS9808M

Host: Rabbit

Reactivity: Human, Mouse, Rat

BackGround:

Insulin is one of the major regulatory hormones of intermediate metabolism throughout the body. The biological actions of this hormone involve integration of carbohydrate, protein, and lipid metabolism. Insulin enhances membrane transport of glucose, amino acids, and certain ions. It also promotes glycogen storage, formation of triglycerides and synthesis of proteins and nucleic acids. Immunocytochemical investigations have localized insulin in the B cells of pancreatic islets of Langerhans. Deficiency of insulin results in diabetes mellitus, one of the leading causes of morbidity and mortality in the general population. Insulin is also present in tumors of B cell origin such as insulinoma.

Product:

Rabbit IgG, 1mg/ml in PBS with 0.02% sodium azide, 50% glycerol, pH7.2

Molecular Weight:

~ 12 kDa

Swiss-Prot:

P01308

Purification&Purity:

Protein A affinity purified

Applications:

IHC/ICC/IF: 1:50-1:200

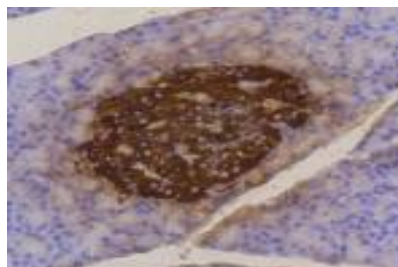
Storage&Stability:

Store at 4 °C short term. Aliquot and store at -20 °C long term. Avoid freeze-thaw cycles.

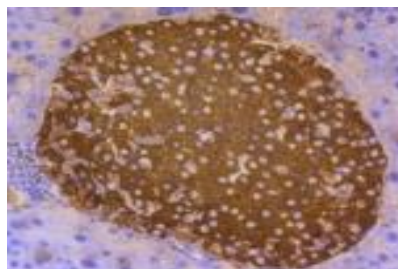
Specificity:

This antibody detects endogenous levels of Insulin and does not cross-react with related proteins.

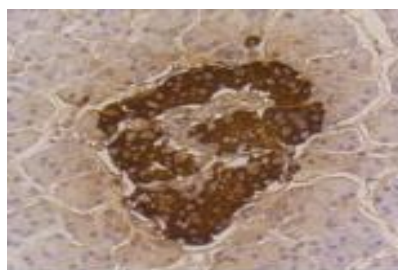
DATA:



Immunohistochemical analysis of paraffin-embedded rat pancreas tissue using anti-Insulin antibody. Counter stained with hematoxylin.



Immunohistochemical analysis of paraffin-embedded mouse pancreas tissue using anti-Insulin antibody. Counter stained with hematoxylin



Immunohistochemical analysis of paraffin-embedded human pancreas tissue using anti-Insulin antibody. Counter stained with hematoxylin.

Note:

For research use only, not for use in diagnostic procedure.

Bioworld Technology, Inc.

Add: 1660 South Highway 100, Suite 500 St. Louis Park, MN 55416, USA.

Email: info@bioworld.com

Tel: 6123263284

Fax: 6122933841

Bioworld technology, co. Ltd.

Add: No 9, weidi road Qixia District Nanjing, 210046, P. R. China.

Email: info@biogot.com

Tel: 0086-025-68037686

Fax: 0086-025-68035151