

Bak Rabbit monoclonal antibody

Catalog: BS9917M

Host: Rabbit

Reactivity: Human

BackGround:

Bak or Bcl2 homologous antagonist is a member of the Bcl2 family of proteins. The Bcl-2 related proteins interact with one another through the formation of homo and heterodimers. The susceptibility of cells to apoptotic stimuli is thought to be controlled by the relative ratios of the different Bcl2 family proteins. Bak has been demonstrated to accelerate the rate of apoptosis in growth factor deprived murine lymphoid, neuronal and fibroblastic cell lines. This protein localizes to mitochondria, and functions to induce apoptosis. It interacts with and accelerates the opening of the mitochondrial voltage-dependent anion channel, which leads to a loss in membrane potential and the release of cytochrome c.

Product:

Rabbit IgG, 1mg/ml in PBS with 0.02% sodium azide, 50% glycerol, pH7.2

Molecular Weight:

~ 23 kDa

Swiss-Prot:

Q16611

Purification&Purity:

Protein A affinity purified

Applications:

WB: 1:1000-1:2000

IHC/ICC/IF: 1:50-1:200

FC: 1:50-1:100


Storage&Stability:

Store at 4 °C short term. Aliquot and store at -20 °C long term. Avoid freeze-thaw cycles.

Specificity:

This antibody detects endogenous levels of Bak and does not cross-react with related proteins.

DATA:

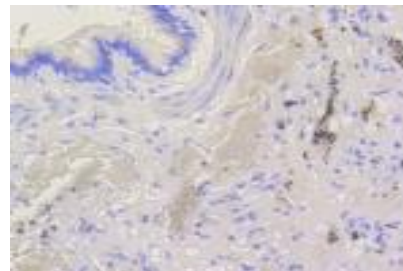


Western blot (WB) analysis of Bak Rabbit mAb at 1:1000 dilution

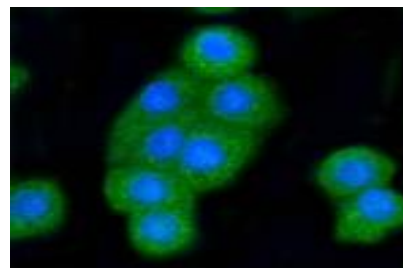
Lane1:Hela whole cell lysate

Lane2:The skeletal muscle lysate of Human

Lane3:AGS whole cell lysate



Immunohistochemical analysis of paraffin-embedded human lung tissue using anti-Bak antibody. Counter stained with hematoxylin.



ICC staining Bak in CRC cells (green). The nuclear counter stain is DAPI (blue). Cells were fixed in paraformaldehyde, permeabilised with 0.25% Triton *100/PBS.

Note:

For research use only, not for use in diagnostic procedure.

Bioworld Technology, Inc.

Add: 1660 South Highway 100, Suite 500 St. Louis Park, MN 55416, USA.

Email: info@bioworld.com

Tel: 6123263284

Fax: 6122933841

Bioworld technology, co. Ltd.

Add: No 9, weidi road Qixia District Nanjing, 210046, P. R. China.

Email: info@biogot.com

Tel: 0086-025-68037686

Fax: 0086-025-68035151