

SUN1 polyclonal antibody

Catalog: BS9956M

Host: Rabbit

Reactivity: Human,Rat

BackGround:

UNC84A (UNC84 homolog A), also known as SUN1, is a multi-pass nuclear membrane protein that is involved in nuclear anchoring and migration. Highly expressed in heart, brain and testis, UNC84A functions as an A-type Lamin-binding protein that forms a link between the inner and outer nuclear envelope membranes. This link acts as a structural bridge between the nuclear interior and the Actin cytoskeleton and is essential for proper localization of nuclear envelope proteins. Additionally, UNC84A may be involved in telomere attachment and in normal testis development. UNC84A contains one UNC84 (SUN) domain and exists as four isoforms due to alternative splicing events.

Product:

Rabbit IgG, 1mg/ml in PBS with 0.02% sodium azide, 50% glycerol, pH7.2

Molecular Weight:

~ 90 kDa

Swiss-Prot:

O94901

Purification&Purity:

Protein A affinity purified.

Applications:

WB: 1:500-1:2000 IHC: 1:50-1:200

ICC: 1:50-1:200 FC: 1:50-1:100

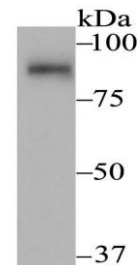
Storage&Stability:

Store at 4 °C short term. Aliquot and store at -20 °C long term. Avoid freeze-thaw cycles.

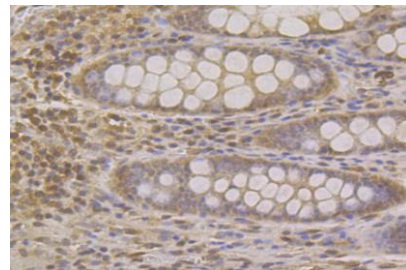
Specificity:

This antibody detects endogenous levels of SUN1 and does not cross-react with related proteins.

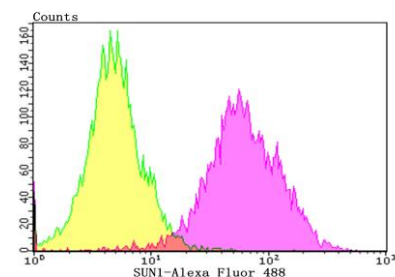
DATA:



Western blot analysis of SUN1 on rat kidney tissue lysate using anti-SUN1 antibody at 1:2000 dilution.



Immunohistochemical analysis of paraffin-embedded human colon tissue using anti-SUN1 antibody. Counter stained with hematoxylin.



Flow cytometric analysis of SH-SY-5Y cells with SUN1 antibody at 1/100 dilution (purple) compared with an unlabelled control (cells without incubation with primary antibody; yellow). Alexa Fluor 488-conjugated goat anti-rabbit IgG was used as the secondary antibody.

Note:

For research use only, not for use in diagnostic procedure.

Bioworld Technology, Inc.

Add: 1660 South Highway 100, Suite 500 St. Louis Park, MN 55416, USA.

Email: info@bioworld.com

Tel: 6123263284

Fax: 6122933841

Bioworld technology, co. Ltd.

Add: No 9, weidi road Qixia District Nanjing, 210046, P. R. China.

Email: info@biogot.com

Tel: 0086-025-68037686

Fax: 0086-025-68035151