

**LIM Kinase 2 polyclonal antibody**

Catalog: BZ16337

Host: Rabbit

Reactivity: Human, Mouse, Rat

**BackGround:**

Serine/threonine-protein kinase that plays an essential role in the regulation of actin filament dynamics (PubMed:10436159, PubMed:11018042). Acts downstream of several Rho family GTPase signal transduction pathways (PubMed:10436159, PubMed:11018042). Involved in astral microtubule organization and mitotic spindle orientation during early stages of mitosis by mediating phosphorylation of TPPP (PubMed:22328514). Displays serine/threonine-specific phosphorylation of myelin basic protein and histone (MBP) in vitro (PubMed:8537403). Suppresses ciliogenesis via multiple pathways; phosphorylation of CFL1, suppression of directional trafficking of ciliary vesicles to the ciliary base, and by facilitating YAP1 nuclear localization where it acts as a transcriptional corepressor of the TEAD4 target genes AURKA and PLK1 (PubMed:25849865).

**Product:**

Liquid in PBS containing 50% glycerol, 0.5% BSA and 0.02% sodium azide, pH 7.3.

**Molecular Weight:**

Calculated MW: 72 kDa; Observed MW: 72 kDa

**Swiss-Prot:**

P53671

**Purification&Purity:**

Affinity Purified

**Applications:**


WB: 1/500-1/1000 IHC: 1/50-1/100 ICC: 1/100-1/200

**Storage&Stability:**

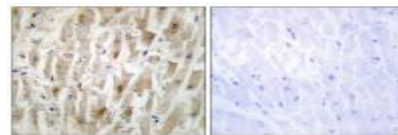
Store at 4 °C short term. Aliquot and store at -20 °C long term. Avoid freeze-thaw cycles.

**Isotype:**

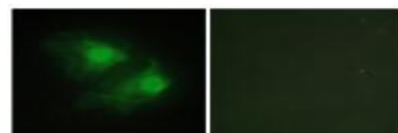
IgG

**DATA:**

Western blot analysis of LIM Kinase 2 in HepG2, HUVEC lysates using LIM Kinase 2 antibody.



Immunohistochemistry analysis of paraffin-embedded Human heart tissue using LIMK2 antibody. High-pressure and temperature Sodium Citrate pH 6.0 was used for antigen retrieval. Sample with blocking peptide on the right.



Immunofluorescence analysis of LIM Kinase 2 in HeLa cells using LIMK2 antibody.

**Note:**

For research use only, not for use in diagnostic procedure.

**Bioworld Technology, Inc.**

Add: 1660 South Highway 100, Suite 500 St. Louis Park, MN 55416, USA.

Email: [info@bioworld.com](mailto:info@bioworld.com)

Tel: 6123263284

Fax: 6122933841

**Bioworld technology, co. Ltd.**

Add: No 9, weidi road Qixia District Nanjing, 210046, P. R. China.

Email: [info@biogot.com](mailto:info@biogot.com)

Tel: 0086-025-68037686

Fax: 0086-025-68035151