

Histone H2A.X polyclonal antibody

Catalog: BZ16577

Host: Rabbit

Reactivity: Human, Mouse, Rat

BackGround:

Variant histone H2A which replaces conventional H2A in a subset of nucleosomes. Nucleosomes wrap and compact DNA into chromatin, limiting DNA accessibility to the cellular machineries which require DNA as a template. Histones thereby play a central role in transcription regulation, DNA repair, DNA replication and chromosomal stability.

Product:

Rabbit IgG in phosphate buffered saline , pH 7.4, 150mM NaCl, 0.02% sodium azide and 50% glycerol.

Molecular Weight:

Calculated MW: 15 kDa; Observed MW: 15 kDa

Swiss-Prot:

P16104

Purification&Purity:

Affinity Purified

Applications:

WB: 1/500-1/1000 IHC: 1/50-1/100 IF: 1/50-1/200
IP: 1/20

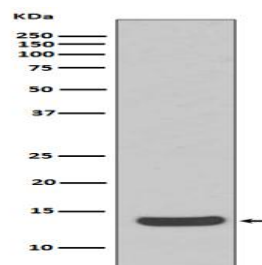
Storage&Stability:

Store at 4 °C short term. Aliquot and store at -20 °C long term. Avoid freeze-thaw cycles.

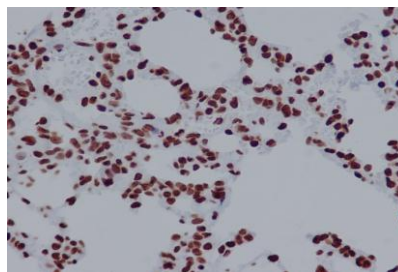
Isotype:

IgG

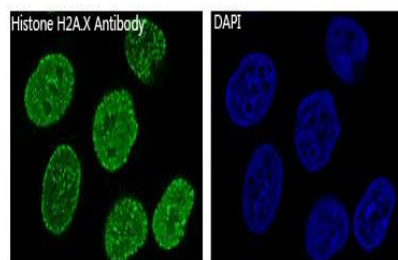
DATA:



Western blot analysis of Histone H2A.X in Raji lysates using Histone H2A.X antibody.



Immunohistochemistry analysis of paraffin-embedded rat lung using Histone H2A.X antibody. High-pressure and temperature Sodium Citrate pH 6.0 was used for antigen retrieval.



Immunofluorescence analysis of Histone H2A.X in HeLa using Histone H2A.X antibody.

Note:

For research use only, not for use in diagnostic procedure.

Bioworld Technology, Inc.

Add: 1660 South Highway 100, Suite 500 St. Louis Park, MN 55416, USA.

Email: info@bioworld.com

Tel: 6123263284

Fax: 6122933841

Bioworld technology, co. Ltd.

Add: No 9, weidi road Qixia District Nanjing, 210046, P. R. China.

Email: info@biogot.com

Tel: 0086-025-68037686

Fax: 0086-025-68035151