

CD45 (8C1) monoclonal antibody

Catalog: MB3167

Host: Mouse

Reactivity: Human

BackGround:

Protein tyrosine-protein phosphatase required for T-cell activation through the antigen receptor. Acts as a positive regulator of T-cell coactivation upon binding to DPP4. The first PTPase domain has enzymatic activity, while the second one seems to affect the substrate specificity of the first one. Upon T-cell activation, recruits and dephosphorylates SKAP1 and FYN. Dephosphorylates LYN, and thereby modulates LYN activity.

Product:

Liquid in PBS containing 50% glycerol, 0.5% BSA and 0.02% sodium azide, pH 7.3.

Molecular Weight:

Calculated MW: 145 kDa; Observed MW: 145 kDa

Swiss-Prot:

P06800

Purification&Purity:

Affinity Purified

Applications:


WB: 1/500-1/1000 IHC: 1/50-1/100 IF: 1/50-1/200

Storage&Stability:

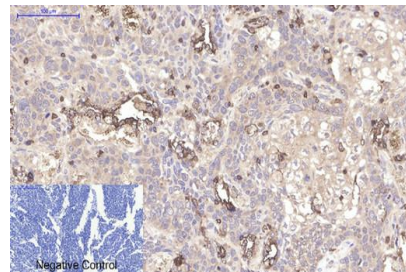
Store at 4 °C short term. Aliquot and store at -20 °C long term. Avoid freeze-thaw cycles.

Isotype:

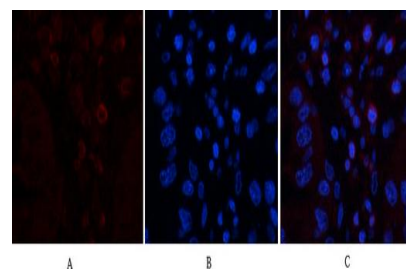
IgG1

DATA:

Immunofluorescence analysis of CD45 in Human livercancer tissue using CD45 antibody, and DAPI.



Immunohistochemical analysis of paraffin-embedded Human tonsils using CD45 antibody. High-pressure and temperature Sodium Citrate pH 6.0 was used for antigen retrieval. Negative control was used by secondary antibody only.



Western blot analysis of CD45 in Jurkat lysates using CD45 antibody.

Note:

For research use only, not for use in diagnostic procedure.

Bioworld Technology, Inc.

Add: 1660 South Highway 100, Suite 500 St. Louis Park, MN 55416, USA.

Email: info@bioworld.com

Tel: 6123263284

Fax: 6122933841

Bioworld technology, co. Ltd.

Add: No 9, weidi road Qixia District Nanjing, 210046, P. R. China.

Email: info@biogot.com

Tel: 0086-025-68037686

Fax: 0086-025-68035151