

NF-KB p65 (5A10) monoclonal antibody

Catalog: MB3171

Host: Mouse

Reactivity: Human, Mouse, Rat

BackGround:

NFKB1 (MIM 164011) or NFKB2 (MIM 164012) is bound to REL (MIM 164910), RELA, or RELB (MIM 604758) to form the NFKB complex. The p50 (NFKB1)/p65 (RELA) heterodimer is the most abundant form of NFKB. The NFKB complex is inhibited by I-kappa-B proteins (NFKBIA, MIM 164008 or NFKBIB, MIM 604495), which inactivate NFKB by trapping it in the cytoplasm.

Product:

Liquid in PBS containing 50% glycerol, 0.5% BSA and 0.02% sodium azide, pH 7.3.

Molecular Weight:

Calculated MW: 60 kDa; Observed MW: 65 kDa

Swiss-Prot:

Q04206

Purification&Purity:

Affinity Purified

Applications:

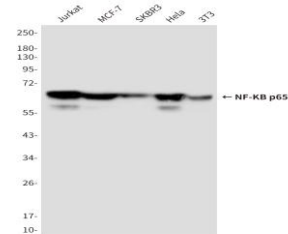
WB: 1/500-1/1000 IHC: 1/50-1/100 IP: 1/20

Storage&Stability:

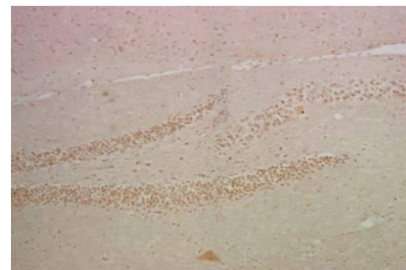
Store at 4 °C short term. Aliquot and store at -20 °C long term. Avoid freeze-thaw cycles.

Isotype:

IgG1

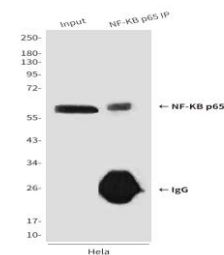
DATA:

Western blot analysis of NFκB p65 in Jurkat, MCF-7, SKBR3, HeLa and 3T3 lysates using NFκB p65 antibody.



Immunoprecipitation analysis of NF-KB p65 in HeLa lysates using NF-KB p65 antibody

Immunohistochemistry analysis of paraffin-embedded mouse hippocampus using NFκB p65 antibody. High-pressure and temperature Sodium Citrate pH 6.0 was used for antigen retrieval.



Western blot analysis of NF-KB p65 in CHO-K1, rat brain, C6, 3T3, HeLa lysates using NF-KB p65 antibody

Note:

For research use only, not for use in diagnostic procedure.

Bioworld Technology, Inc.

Add: 1660 South Highway 100, Suite 500 St. Louis Park, MN 55416, USA.

Email: info@bioworld.com

Tel: 6123263284

Fax: 6122933841

Bioworld technology, co. Ltd.

Add: No 9, weidi road Qixia District Nanjing, 210046, P. R. China.

Email: info@biogot.com

Tel: 0086-025-68037686

Fax: 0086-025-68035151